




























Players' Championship:
Draw 9: Thursday Apr 17 2014 -- 20:30

Team	HMR	1	2	3	4	5	6	7	8	Score
 Julie Hastings Thornhill, ON		0	2	0	0	2	0	2	X	6
 Sherry Middaugh Coldwater, ON		1	0	2	2	0	3	0	X	8
View Game Details										Admin
Team	HMR	1	2	3	4	5	6	7	8	Score
 Stefanie Lawton Saskatoon, SK		2	0	3	2	0	X			7
 Rachel Homan Ottawa, ON		0	1	0	0	1	X			2
View Game Details										Admin
Team	HMR	1	2	3	4	5	6	7	8	Score
 Jennifer Jones Winnipeg, MB		1	0	3	0	2	0	0	1	7
 Margaretha Sigfridsson Harnosand, SWE		0	3	0	2	0	1	0	0	6
View Game Details										Admin
Team	HMR	1	2	3	4	5	6	7	8	Score
 Crystal Webster Calgary, AB		0	1	0	1	0	X			2
 Eve Muirhead Stirling, SCO		3	0	3	0	3	X			9
View Game Details										Admin
Team	HMR	1	2	3	4	5	6	7	8	Score
 Silvana Tirinzoni Aarau, SUI		1	0	1	0	0	3	0	2	7
 Valerie Sweeting Edmonton, AB		0	1	0	3	0	0	1	0	5
View Game Details										Admin

Players' Championship: Standings

Team	GP	W	L	PCT	DSC
Pool A					
 Tirinzoni, S (Aarau, SUI)	4	4	0	1.000	
 Jones, J (Winnipeg, MB)	4	3	1	0.750	
 Sigfridsson, M (Harnosand, SWE)	4	3	1	0.750	
 Middaugh, S (Coldwater, ON)	4	1	3	0.250	
 Sweeting, V (Edmonton, AB)	4	1	3	0.250	
 Hastings, J (Thornhill, ON)	4	0	4	0.000	
Pool B					
 Muirhead, E (Stirling, SCO)	4	4	0	1.000	
 Homan, R (Ottawa CC)	4	2	2	0.500	
 Lawton, S (Saskatoon, SK)	4	2	2	0.500	
 Webster, C (Calgary, AB)	4	2	2	0.500	
 Jaggi, M (Bern, SUI)	4	1	3	0.250	
 Nedohin, H (Edmonton, AB)	4	1	3	0.250	




LEGEND: GP = Games Played, W = Wins; L = Losses; PCT = Winning Percentage; DSC = Tiebreaker Shootout Distance.
";

Draw by Draw DSC Results

Tournament Grid Schedule

Completed Games	Remaining Games
>>> Tirinzoni, Silvana	
Jones(MB)(W6-5), Middaugh(ON)(W6-4), Hastings(ON)(W6-5), Sweeting(AB)(W7-5),	Sigfridsson(SWE)(10),
>>> Muirhead, Eve	
Jaggi(SUI)(W7-5), Lawton(SK)(W11-4), Homan(ON)(W7-4), Webster(AB)(W9-2),	Nedohin(AB)(10),
>>> Jones, Jennifer	
Tirinzoni(SUI)(L5-6), Hastings(ON)(W9-8), Sweeting(AB)(W5-3), Sigfridsson(SWE)(W7-6),	Middaugh(ON)(10),
>>> Sigfridsson, Margaretha	
Hastings(ON)(W6-3), Sweeting(AB)(W10-6), Middaugh(ON)(W5-3), Jones(MB)(L6-7),	Tirinzoni(SUI)(10),
>>> Lawton, Stefanie	
Nedohin(AB)(W5-1), Muirhead(SCO)(L4-11), Jaggi(SUI)(L4-8), Homan(ON)(W7-2),	Webster(AB)(11),
>>> Webster, Crystal	
Jaggi(SUI)(W7-4), Homan(ON)(L1-8), Nedohin(AB)(W5-4), Muirhead(SCO)(L2-9),	Lawton(SK)(11),
>>> Homan, Rachel	
Nedohin(AB)(W7-2), Webster(AB)(W8-1), Muirhead(SCO)(L4-7), Lawton(SK)(L2-7),	Jaggi(SUI)(10),
>>> Sweeting, Valerie	
Middaugh(ON)(W8-7), Sigfridsson(SWE)(L6-10), Jones(MB)(L3-5), Tirinzoni(SUI)(L5-7),	Hastings(ON)(11),
>>> Nedohin, Heather	
Homan(ON)(L2-7), Lawton(SK)(L1-5), Webster(AB)(L4-5), Jaggi(SUI)(W5-4),	Muirhead(SCO)(10),
>>> Jaggi, Michele	
Muirhead(SCO)(L5-7), Webster(AB)(L4-7), Lawton(SK)(W8-4), Nedohin(AB)(L4-5),	Homan(ON)(10),
>>> Middaugh, Sherry	
Sweeting(AB)(L7-8), Tirinzoni(SUI)(L4-6), Sigfridsson(SWE)(L3-5), Hastings(ON)(W8-6),	Jones(MB)(10),
>>> Hastings, Julie	
Sigfridsson(SWE)(L3-6), Jones(MB)(L8-9), Tirinzoni(SUI)(L5-6), Middaugh(ON)(L6-8),	Sweeting(AB)(11),

Players' Championship --- Draw 9, Sheet A

Team	HMR	1	2	3	4	5	6	7	8	Score
 Julie Hastings Thornhill, ON		0	2	0	0	2	0	2	X	6
 Sherry Middaugh Coldwater, ON		1	0	2	2	0	3	0	X	8
View Game Details										Admin

Shooting: (All Shots, All Turns)

Team Hastings	#SH	PTS	DIF	SWP	PCT
4:Julie Hastings	15	60	1.56	3.1	82
3:Cheryl McPherson	16	59	1.84	3.1	76
2:Stacey Smith	16	68	1.32	3.1	87
1:Katrina Collins	16	69	1.12	4.0	87
TEAM TOTALS	63	256	1.46	3.3	83
Team Middaugh	#SH	PTS	DIF	SWP	PCT
4:Sherry Middaugh	15	61	1.68	2.2	83
3:Jo-Ann Rizzo	16	73	1.60	3.5	94
2:Lee Merklinger	16	70	1.58	3.3	90
1:Leigh Armstrong	16	71	1.38	2.7	90
TEAM TOTALS	63	275	1.56	3.0	90

Shooting: (All Draws)

Team Hastings	#SH	PTS	DIF	SWP	PCT
4:Julie Hastings	7	27	1.28	3.3	77
3:Cheryl McPherson	11	41	1.82	2.7	78
2:Stacey Smith	12	49	1.34	2.8	83
1:Katrina Collins	14	63	1.08	3.1	90
TEAM TOTALS	44	180	1.36	3.0	83
Team Middaugh	#SH	PTS	DIF	SWP	PCT
4:Sherry Middaugh	4	13	1.76	1.7	68
3:Jo-Ann Rizzo	6	23	1.66	4.4	79
2:Lee Merklinger	6	23	1.50	3.9	78
1:Leigh Armstrong	12	52	1.16	2.5	87
TEAM TOTALS	28	111	1.42	3.1	81

Shooting: (All Hits)

Team Hastings	#SH	PTS	DIF	SWP	PCT
4:Julie Hastings	8	33	1.82	2.9	85
3:Cheryl McPherson	5	18	1.90	4.0	75
2:Stacey Smith	4	19	1.26	4.2	96
1:Katrina Collins	2	6	1.50	10.0	62
TEAM TOTALS	19	76	1.68	4.2	82
Team Middaugh	#SH	PTS	DIF	SWP	PCT
4:Sherry Middaugh	11	48	1.64	2.4	89
3:Jo-Ann Rizzo	10	50	1.54	3.0	100
2:Lee Merklinger	10	47	1.64	3.0	97
1:Leigh Armstrong	4	19	2.00	3.3	100
TEAM TOTALS	35	164	1.66	2.9	96




Shooting: (In-Turns)

Team Hastings	#SH	PTS	DIF	SWP	PCT
4:Julie Hastings	8	31	1.66	2.9	79
3:Cheryl McPherson	7	22	2.08	2.9	66
2:Stacey Smith	4	13	1.00	2.5	65
1:Katrina Collins	8	32	1.00	3.7	80
TEAM TOTALS	27	98	1.48	3.1	74
Team Middaugh	#SH	PTS	DIF	SWP	PCT
4:Sherry Middaugh	6	27	1.50	1.7	92
3:Jo-Ann Rizzo	6	29	1.52	3.9	99
2:Lee Merklinger	9	38	1.74	3.3	88
1:Leigh Armstrong	6	28	1.34	2.2	95
TEAM TOTALS	27	122	1.56	2.8	93

Shooting: (Out-Turns)

Team Hastings	#SH	PTS	DIF	SWP	PCT
4:Julie Hastings	7	29	1.46	3.3	85
3:Cheryl McPherson	9	37	1.66	3.3	85
2:Stacey Smith	12	55	1.42	3.3	94
1:Katrina Collins	8	37	1.26	4.2	94
TEAM TOTALS	36	158	1.46	3.5	90
Team Middaugh	#SH	PTS	DIF	SWP	PCT
4:Sherry Middaugh	9	34	1.78	2.6	77
3:Jo-Ann Rizzo	10	44	1.64	3.3	91
2:Lee Merklinger	7	32	1.38	3.3	93
1:Leigh Armstrong	10	43	1.40	3.0	88
TEAM TOTALS	36	153	1.56	3.1	87

Players' Championship --- Draw 9, Sheet B

Team	HMR	1	2	3	4	5	6	7	8	Score
 Stefanie Lawton Saskatoon, SK		2	0	3	2	0	X			7
 Rachel Homan Ottawa, ON		0	1	0	0	1	X			2
View Game Details										Admin

Shooting: (All Shots, All Turns)

Team Lawton	#SH	PTS	DIF	SWP	PCT
4:Stefanie Lawton	10	47	1.80	0.3	98
3:Sherry Anderson	10	44	1.68	1.7	91
2:Sherry Singler	10	42	1.90	2.0	88
1:Marliese Kasner	10	36	1.14	1.0	72
TEAM TOTALS	40	169	1.62	1.2	87
Team Homan	#SH	PTS	DIF	SWP	PCT
4:Rachel Homan	10	36	1.84	1.3	74
3:Emma Miskew	10	34	1.46	1.7	70
2:Alison Kreviazuk	10	46	1.54	1.0	94
1:Lisa Weagle	10	41	1.20	1.0	82
TEAM TOTALS	40	157	1.50	1.3	80

Shooting: (All Draws)

Team Lawton	#SH	PTS	DIF	SWP	PCT
4:Stefanie Lawton	5	24	1.40	0.7	98
3:Sherry Anderson	5	20	1.40	2.7	82
2:Sherry Singler	7	27	2.14	2.9	82
1:Marliese Kasner	8	28	1.12	1.2	70
TEAM TOTALS	25	99	1.52	1.9	81
Team Homan	#SH	PTS	DIF	SWP	PCT
4:Rachel Homan	5	22	1.60	1.3	91
3:Emma Miskew	6	22	1.34	0.6	75
2:Alison Kreviazuk	7	33	1.42	0.5	96
1:Lisa Weagle	9	39	1.12	1.1	87
TEAM TOTALS	27	116	1.34	0.9	87

Shooting: (All Hits)

Team Lawton	#SH	PTS	DIF	SWP	PCT
4:Stefanie Lawton	5	23	2.20	0.0	98
3:Sherry Anderson	5	24	1.94	0.7	100
2:Sherry Singler	3	15	1.34	0.0	100
1:Marliese Kasner	2	8	1.16	0.0	81
TEAM TOTALS	15	70	1.80	0.2	97
Team Homan	#SH	PTS	DIF	SWP	PCT
4:Rachel Homan	5	14	2.06	1.3	57
3:Emma Miskew	4	12	1.62	3.3	62
2:Alison Kreviazuk	3	13	1.78	2.2	90
1:Lisa Weagle	1	2	2.00	0.0	42
TEAM TOTALS	13	41	1.86	2.1	65




Shooting: (In-Turns)

Team Lawton	#SH	PTS	DIF	SWP	PCT
4:Stefanie Lawton	8	38	1.26	0.0	96
3:Sherry Anderson	6	26	1.84	1.7	91
2:Sherry Singler	7	29	2.20	2.9	88
1:Marliese Kasner	7	25	1.14	1.4	72
TEAM TOTALS	28	118	1.58	1.4	87
Team Homan	#SH	PTS	DIF	SWP	PCT
4:Rachel Homan	5	21	1.26	1.3	85
3:Emma Miskew	7	23	1.36	1.9	67
2:Alison Kreviazuk	7	31	1.76	1.4	92
1:Lisa Weagle	8	32	1.26	1.3	81
TEAM TOTALS	27	107	1.42	1.5	81

Shooting: (Out-Turns)

Team Lawton	#SH	PTS	DIF	SWP	PCT
4:Stefanie Lawton	2	9	4.00	1.7	100
3:Sherry Anderson	4	18	1.42	1.7	92
2:Sherry Singler	3	13	1.22	0.0	88
1:Marliese Kasner	3	11	1.12	0.0	74
TEAM TOTALS	12	51	1.72	0.8	88
Team Homan	#SH	PTS	DIF	SWP	PCT
4:Rachel Homan	5	15	2.40	1.3	63
3:Emma Miskew	3	11	1.66	1.1	76
2:Alison Kreviazuk	3	15	1.00	0.0	100
1:Lisa Weagle	2	9	1.00	0.0	90
TEAM TOTALS	13	50	1.70	0.8	78

Players' Championship --- Draw 9, Sheet C

Team	HMR	1	2	3	4	5	6	7	8	Score
 Jennifer Jones Winnipeg, MB		1	0	3	0	2	0	0	1	7
 Margaretha Sigfridsson Harnosand, SWE		0	3	0	2	0	1	0	0	6
View Game Details										Admin

Shooting: (All Shots, All Turns)

Team Jones	#SH	PTS	DIF	SWP	PCT
4:Jennifer Jones	15	66	2.02	4.9	92
3:Kaitlyn Lawes	16	57	1.68	4.4	73
2:Jill Officer	16	64	1.90	4.6	83
1:Dawn McEwen	16	63	1.44	5.2	80
TEAM TOTALS	63	250	1.76	4.8	82
Team Sigfridsson	#SH	PTS	DIF	SWP	PCT
4:Maria Prytz	16	50	2.04	5.4	65
3:Christina Bertrup	16	59	1.80	5.4	76
2:Maria Wennerstroem	16	67	2.12	4.4	89
1:Margaretha Sigfridsson	16	65	1.32	3.8	82
TEAM TOTALS	64	241	1.82	4.7	78

Shooting: (All Draws)

Team Jones	#SH	PTS	DIF	SWP	PCT
4:Jennifer Jones	6	30	1.66	5.6	100
3:Kaitlyn Lawes	10	37	1.80	4.0	77
2:Jill Officer	7	29	2.28	5.2	88
1:Dawn McEwen	13	54	1.30	4.1	84
TEAM TOTALS	36	150	1.70	4.5	86
Team Sigfridsson	#SH	PTS	DIF	SWP	PCT
4:Maria Prytz	6	17	1.50	3.3	57
3:Christina Bertrup	9	36	2.22	5.2	84
2:Maria Wennerstroem	11	47	2.36	5.2	91
1:Margaretha Sigfridsson	12	54	1.26	4.7	91
TEAM TOTALS	38	154	1.84	4.7	84

Shooting: (All Hits)

Team Jones	#SH	PTS	DIF	SWP	PCT
4:Jennifer Jones	9	36	2.26	4.4	85
3:Kaitlyn Lawes	6	20	1.48	5.0	68
2:Jill Officer	9	35	1.60	4.1	80
1:Dawn McEwen	3	9	2.00	10.0	61
TEAM TOTALS	27	100	1.84	5.1	77
Team Sigfridsson	#SH	PTS	DIF	SWP	PCT
4:Maria Prytz	10	33	2.38	6.7	70
3:Christina Bertrup	7	23	1.26	5.7	66
2:Maria Wennerstroem	5	20	1.60	2.7	83
1:Margaretha Sigfridsson	4	11	1.50	0.8	57
TEAM TOTALS	26	87	1.78	4.7	69




Shooting: (In-Turns)

Team Jones	#SH	PTS	DIF	SWP	PCT
4:Jennifer Jones	11	50	1.98	5.2	95
3:Kaitlyn Lawes	9	28	1.56	3.7	64
2:Jill Officer	11	43	1.72	4.8	81
1:Dawn McEwen	11	44	1.28	4.2	81
TEAM TOTALS	42	165	1.64	4.5	81
Team Sigfridsson	#SH	PTS	DIF	SWP	PCT
4:Maria Prytz	10	33	1.60	5.0	68
3:Christina Bertrup	8	27	2.12	5.0	71
2:Maria Wennerstroem	11	48	2.18	3.9	92
1:Margaretha Sigfridsson	9	37	1.12	2.2	82
TEAM TOTALS	38	145	1.76	4.0	79

Shooting: (Out-Turns)

Team Jones	#SH	PTS	DIF	SWP	PCT
4:Jennifer Jones	4	16	2.14	4.2	84
3:Kaitlyn Lawes	7	29	1.84	5.2	86
2:Jill Officer	5	21	2.26	4.0	88
1:Dawn McEwen	5	19	1.80	7.3	78
TEAM TOTALS	21	85	1.98	5.2	84
Team Sigfridsson	#SH	PTS	DIF	SWP	PCT
4:Maria Prytz	6	17	2.80	6.1	62
3:Christina Bertrup	8	32	1.46	5.8	81
2:Maria Wennerstroem	5	19	2.00	5.3	80
1:Margaretha Sigfridsson	7	28	1.58	5.7	82
TEAM TOTALS	26	96	1.90	5.8	77

Players' Championship --- Draw 9, Sheet D

Team	HMR	1	2	3	4	5	6	7	8	Score
 Crystal Webster Calgary, AB		0	1	0	1	0	X			2
 Eve Muirhead Stirling, SCO		3	0	3	0	3	X			9
View Game Details										Admin

Shooting: (All Shots, All Turns)

Team Webster	#SH	PTS	DIF	SWP	PCT
4:Crystal Webster	10	30	1.98	4.3	63
3:Cathy Overton-Clapham	10	44	2.16	4.7	93
2:Geri-Lynn Ramsay	10	35	1.76	5.0	72
1:Jenn Gates	10	50	1.20	5.0	100
TEAM TOTALS	40	159	1.76	4.8	82
Team Muirhead	#SH	PTS	DIF	SWP	PCT
4:Eve Muirhead	10	48	1.80	3.3	100
3:Anna Sloan	10	46	2.40	5.7	98
2:Vicki Adams	10	47	1.60	4.7	96
1:Claire Hamilton	10	45	1.50	5.3	92
TEAM TOTALS	40	186	1.82	4.8	96

Shooting: (All Draws)

Team Webster	#SH	PTS	DIF	SWP	PCT
4:Crystal Webster	8	23	1.88	5.4	59
3:Cathy Overton-Clapham	8	34	2.12	3.8	90
2:Geri-Lynn Ramsay	7	25	1.86	6.2	74
1:Jenn Gates	8	40	1.12	5.4	100
TEAM TOTALS	31	122	1.74	5.2	81
Team Muirhead	#SH	PTS	DIF	SWP	PCT
4:Eve Muirhead	3	15	1.34	2.2	100
2:Vicki Adams	2	8	3.00	5.0	87
1:Claire Hamilton	10	45	1.50	5.3	92
TEAM TOTALS	15	68	1.66	4.7	93

Shooting: (All Hits)

Team Webster	#SH	PTS	DIF	SWP	PCT
4:Crystal Webster	2	7	2.38	0.0	76
3:Cathy Overton-Clapham	2	10	2.26	8.3	100
2:Geri-Lynn Ramsay	3	10	1.50	2.2	67
1:Jenn Gates	2	10	1.50	3.3	100
TEAM TOTALS	9	37	1.86	3.3	85
Team Muirhead	#SH	PTS	DIF	SWP	PCT
4:Eve Muirhead	7	33	2.00	3.8	99
3:Anna Sloan	10	46	2.40	5.7	98
2:Vicki Adams	8	39	1.24	4.6	99
TEAM TOTALS	25	118	1.92	4.8	98




Shooting: (In-Turns)

Team Webster	#SH	PTS	DIF	SWP	PCT
4:Crystal Webster	6	20	1.84	6.1	69
3:Cathy Overton-Clapham	6	27	2.42	3.3	96
2:Geri-Lynn Ramsay	5	20	1.80	4.7	83
1:Jenn Gates	7	35	1.14	4.8	100
TEAM TOTALS	24	102	1.78	4.7	88
Team Muirhead	#SH	PTS	DIF	SWP	PCT
4:Eve Muirhead	4	20	2.18	0.0	100
3:Anna Sloan	5	23	2.24	4.7	97
2:Vicki Adams	6	27	1.66	6.1	92
1:Claire Hamilton	6	28	1.50	5.0	96
TEAM TOTALS	21	98	1.86	4.3	97

Shooting: (Out-Turns)

Team Webster	#SH	PTS	DIF	SWP	PCT
4:Crystal Webster	4	10	2.18	1.7	54
3:Cathy Overton-Clapham	4	17	1.76	6.7	88
2:Geri-Lynn Ramsay	5	15	1.70	5.3	61
1:Jenn Gates	3	15	1.34	5.6	100
TEAM TOTALS	16	57	1.76	4.8	74
Team Muirhead	#SH	PTS	DIF	SWP	PCT
4:Eve Muirhead	6	28	1.54	5.6	95
3:Anna Sloan	5	23	2.54	6.7	99
2:Vicki Adams	4	20	1.50	2.5	100
1:Claire Hamilton	4	17	1.50	5.8	87
TEAM TOTALS	19	88	1.78	5.3	96

Players' Championship --- Draw 9, Sheet E

Team	HMR	1	2	3	4	5	6	7	8	Score
 Silvana Tirinzoni Aarau, SUI		1	0	1	0	0	3	0	2	7
 Valerie Sweeting Edmonton, AB		0	1	0	3	0	0	1	0	5
View Game Details										Admin

Shooting: (All Shots, All Turns)

Team Tirinzoni	#SH	PTS	DIF	SWP	PCT
4:Silvana Tirinzoni	16	66	1.66	2.1	85
3:Manuela Siegrist	17	62	1.78	3.5	75
2:Esther Neuenschwander	16	60	2.08	4.4	79
1:Marlene Albrecht	16	55	1.56	2.9	70
TEAM TOTALS	65	243	1.78	3.2	77
Team Sweeting	#SH	PTS	DIF	SWP	PCT
4:Valerie Sweeting	16	64	1.90	4.0	83
3:Laura Crocker	16	61	1.50	3.8	78
2:Dana Ferguson	16	69	1.78	4.6	89
1:Rachelle Pidherny	16	77	1.50	3.5	99
TEAM TOTALS	64	271	1.66	4.0	87

Shooting: (All Draws)

Team Tirinzoni	#SH	PTS	DIF	SWP	PCT
4:Silvana Tirinzoni	4	16	2.50	0.8	86
3:Manuela Siegrist	4	14	2.00	3.3	73
2:Esther Neuenschwander	7	26	2.42	4.8	78
1:Marlene Albrecht	11	44	1.46	3.3	81
TEAM TOTALS	26	100	1.96	3.3	80
Team Sweeting	#SH	PTS	DIF	SWP	PCT
4:Valerie Sweeting	10	39	2.10	5.0	82
3:Laura Crocker	8	36	1.50	4.6	92
2:Dana Ferguson	7	33	2.14	4.8	99
1:Rachelle Pidherny	15	72	1.46	3.8	98
TEAM TOTALS	40	180	1.76	4.4	93

Shooting: (All Hits)

Team Tirinzoni	#SH	PTS	DIF	SWP	PCT
4:Silvana Tirinzoni	12	50	1.38	2.5	85
3:Manuela Siegrist	13	48	1.72	3.6	76
2:Esther Neuenschwander	9	34	1.82	4.1	79
1:Marlene Albrecht	5	11	1.80	2.0	46
TEAM TOTALS	39	143	1.66	3.2	76
Team Sweeting	#SH	PTS	DIF	SWP	PCT
4:Valerie Sweeting	6	25	1.56	2.2	85
3:Laura Crocker	8	25	1.50	2.9	64
2:Dana Ferguson	9	36	1.48	4.4	82
1:Rachelle Pidherny	1	5	2.00	0.0	100
TEAM TOTALS	24	91	1.52	3.2	78

Shooting: (In-Turns)

Team Tirinzoni	#SH	PTS	DIF	SWP	PCT
4:Silvana Tirinzoni	4	7	1.58	1.7	36
3:Manuela Siegrist	9	34	2.00	3.0	78
2:Esther Neuenschwander	10	38	1.98	4.3	79
1:Marlene Albrecht	13	49	1.62	2.6	76
TEAM TOTALS	36	128	1.80	3.1	73
Team Sweeting	#SH	PTS	DIF	SWP	PCT
4:Valerie Sweeting	11	44	1.98	5.2	83
3:Laura Crocker	8	36	1.38	3.8	92
2:Dana Ferguson	10	41	1.86	5.0	85
1:Rachelle Pidherny	11	54	1.64	3.3	100
TEAM TOTALS	40	175	1.74	4.3	90

Shooting: (Out-Turns)

Team Tirinzoni	#SH	PTS	DIF	SWP	PCT
4:Silvana Tirinzoni	12	59	1.70	2.2	100
3:Manuela Siegrist	8	28	1.56	4.2	72
2:Esther Neuenschwander	6	22	2.26	4.4	78
1:Marlene Albrecht	3	6	1.34	4.4	41
TEAM TOTALS	29	115	1.74	3.4	82
Team Sweeting	#SH	PTS	DIF	SWP	PCT
4:Valerie Sweeting	5	20	1.70	1.3	83
3:Laura Crocker	8	25	1.62	3.8	64
2:Dana Ferguson	6	28	1.62	3.9	96
1:Rachelle Pidherny	5	23	1.20	4.0	93
TEAM TOTALS	24	96	1.54	3.3	82

Players' Championship: Event Leaders

Summary Statistics									
Team	GP	PF/G	PA/G	EF/G	EA/G	PF/E	PA/E	BE/G	
1. Muirhead, Eve	4	13.08	5.77	5.77	4.23	2.27	1.36	0.00	
2. Sigfridsson, Margaretha	4	8.71	6.13	5.16	4.19	1.69	1.46	0.65	
3. Tirinzoni, Silvana	4	7.81	5.94	5.00	4.06	1.56	1.46	0.94	
4. Homan, Rachel	4	9.13	7.39	5.22	4.35	1.75	1.70	0.43	
5. Jones, Jennifer	4	7.88	6.97	4.55	4.55	1.73	1.53	0.91	
6. Jaggi, Michele	4	6.77	7.42	4.19	4.84	1.62	1.53	0.97	
7. Lawton, Stefanie	4	7.69	8.46	5.00	4.23	1.54	2.00	0.77	
8. Middaugh, Sherry	4	7.33	8.33	4.33	4.67	1.69	1.79	1.00	
9. Hastings, Julie	4	6.88	9.06	4.38	5.31	1.57	1.71	0.31	
10. Sweeting, Valerie	4	6.88	9.06	4.06	4.69	1.69	1.93	1.25	
11. Nedohin, Heather	4	4.00	7.00	3.33	5.00	1.20	1.40	1.67	
12. Webster, Crystal	4	5.36	8.93	3.93	4.29	1.36	2.08	1.79	

GP = Games Played, W = Wins; L = Losses; PF/G = Points For per 10 End Game; PA/G = Points Against per 10 End Game; EF/G = Ends For per 10 End Game; EA/G = Ends Against per 10 End Game; PF/E = Points For per End; PA/E = Points Against per End; BE/G = Blanks Ends per 10 End Game.

With Hammer												
Team	GP	EF	EA	4+	3	2	PF/E	PA/E	PF (%)	PA (%)	HE	SAE
1. Muirhead, Eve	4	13	0	1-0	3-0	7-0	2.38	0.00	31 (91)	0 (0)	0.85	0.00
2. Middaugh, Sherry	4	12	0	0-0	2-0	4-0	1.54	0.00	20 (91)	0 (0)	0.50	0.00
3. Sigfridsson, Margaretha	4	13	2	0-0	2-0	5-1	1.38	0.19	22 (81)	3 (16)	0.47	0.13
4. Jones, Jennifer	4	12	4	1-0	1-0	5-1	1.16	0.26	22 (85)	5 (22)	0.44	0.21
5. Hastings, Julie	4	11	4	0-0	0-0	6-2	1.13	0.40	17 (77)	6 (21)	0.40	0.27
6. Lawton, Stefanie	4	8	2	0-0	1-1	3-1	1.30	0.50	13 (65)	5 (23)	0.40	0.20
7. Homan, Rachel	4	10	1	0-0	2-0	2-1	1.33	0.17	16 (76)	2 (12)	0.36	0.08
8. Sweeting, Valerie	4	12	2	0-0	3-1	2-0	1.33	0.27	20 (91)	4 (14)	0.36	0.13
9. Jaggi, Michele	4	11	4	0-0	1-0	4-2	1.06	0.38	17 (81)	6 (26)	0.33	0.25
10. Tirinzoni, Silvana	4	12	3	1-0	1-0	3-2	1.18	0.29	20 (80)	5 (26)	0.33	0.18
11. Webster, Crystal	4	9	2	0-0	1-1	1-0	0.92	0.31	12 (80)	4 (16)	0.18	0.15
12. Nedohin, Heather	4	9	5	0-0	0-0	1-2	0.56	0.39	10 (83)	7 (33)	0.07	0.28

GP = Games Played, EF = Ends for; 4+ = 4pts or more points scored for - 4pts or more points scored against; 3 = 3 points scored for - 3 points scored against; 2 = 2 points scored for - 2 points scored against; PF/E = Points scored per end; PA/E = Point against per end; PA (%) = Point for (% of points for); PA (%) = Point against (% of points against); HE = Hammer efficiency, % of time taking 2+ points with hammer; SAE = Stolen against efficiency, % of time giving a stolen end.

Event Leaders

Without Hammer												
Team	GP	EF	EA	4+	3	2	PF/E	PA/E	PF (%)	PA (%)	FE	SE
1. Tirinzoni, Silvana	4	4	10	0-0	0-1	1-2	0.33	0.93	5 (20)	14 (74)	0.70	0.27
2. Nedohin, Heather	4	1	10	0-0	0-1	1-2	0.17	1.17	2 (17)	14 (67)	0.70	0.08
3. Lawton, Stefanie	4	5	9	0-1	0-1	2-1	0.44	1.06	7 (35)	17 (77)	0.67	0.31
4. Sigfridsson, Margaretha	4	3	11	0-0	1-1	0-3	0.33	1.07	5 (19)	16 (84)	0.64	0.20
5. Muirhead, Eve	4	2	11	0-0	0-0	1-4	0.23	1.15	3 (9)	15 (100)	0.64	0.15
6. Jaggi, Michele	4	2	11	0-0	1-1	0-4	0.27	1.13	4 (19)	17 (74)	0.55	0.13
7. Middaugh, Sherry	4	1	14	0-1	0-2	1-4	0.12	1.47	2 (9)	25 (100)	0.50	0.06
8. Hastings, Julie	4	3	13	0-1	0-1	2-5	0.29	1.35	5 (23)	23 (79)	0.46	0.18
9. Jones, Jennifer	4	3	11	0-0	0-1	1-5	0.29	1.29	4 (15)	18 (78)	0.45	0.21
10. Homan, Rachel	4	2	9	0-0	1-1	1-4	0.45	1.36	5 (24)	15 (88)	0.44	0.18
11. Sweeting, Valerie	4	1	13	0-0	0-3	1-6	0.12	1.47	2 (9)	25 (86)	0.31	0.06
12. Webster, Crystal	4	2	10	0-0	0-4	1-3	0.20	1.40	3 (20)	21 (84)	0.30	0.13

GP = Games Played, EF = Ends for; 4+ = 4pts or more points scored for - 4pts or more points scored against; 3 = 3 points scored for - 3 points scored against; 2 = 2 points scored for - 2 points scored against; PF/E = Points scored per end; PA/E = Point against per end; PA (%) = Point for (% of points for); PA (%) = Point against (% of points against); FE = Force efficiency, % of time forcing 1 point without hammer; SE = Stolen against efficiency, % of time stealing an end.

Cumulative Stats Leaders By TEAM

TEAM	#Shots	Points	Difficulty	Sweeping	PCT
Scotland (Muirhead, E)	220	948	1.86	4.8	89.8
Ontario (Homan, R)	190	805	1.68	3.6	87.3
Ontario (Middaugh, S)	252	1068	1.66	3.7	87.3
Alberta (Sweeting, V)	256	1045	1.74	3.8	84.5
Sweden (Sigfridsson, M)	256	1023	1.78	4.2	82.8
Manitoba (Jones, J)	262	1044	1.72	4.8	82.4
Saskatchewan (Lawton, S)	211	838	1.72	2.9	82.0
Ontario (Hastings, J)	263	1050	1.54	4.9	81.7
Alberta (Webster, C)	221	860	1.94	4.4	81.2
Alberta (Nedohin, H)	244	949	1.92	4.3	81.0
Switzerland (Tirinzoni, S)	254	989	1.60	4.3	80.1
Switzerland (Jaggi, M)	255	958	1.76	3.8	77.8

Cumulative Stats Leaders By Position

FOURTH	#Shots	Points	Difficulty	Sweeping	PCT
Eve Muirhead (Muirhead)	55	247	1.96	5.0	94.0
Rachel Homan (Homan)	47	202	1.92	3.3	89.4
Jennifer Jones (Jones)	64	262	1.82	4.4	85.2
Julie Hastings (Hastings)	65	263	1.52	4.3	82.8
Sherry Middaugh (Middaugh)	60	239	1.88	3.6	82.8
Maria Prytz (Sigfridsson)	64	248	2.18	4.4	81.7
Valerie Sweeting (Sweeting)	64	250	1.94	3.8	81.7
Heather Nedohin (Nedohin)	59	224	2.22	4.2	80.1

Stefanie Lawton (Lawton)	52	199	2.02	3.0	79.7
Silvana Tirinzoni (Tirinzoni)	63	239	1.62	4.6	78.2
Michele Jaggi (Jaggi)	63	234	1.96	3.5	77.6
Crystal Webster (Webster)	54	198	2.08	3.7	77.0

THIRD	#Shots	Points	Difficulty	Sweeping	PCT
Jo-Ann Rizzo (Middaugh)	64	273	1.80	4.5	88.6
Anna Sloan (Muirhead)	56	232	1.98	4.0	86.8
Kaitlyn Lawes (Jones)	66	273	1.60	4.7	85.3
Manuela Siegrist (Tirinzoni)	65	264	1.70	4.1	84.1
Emma Miskew (Homan)	48	194	1.70	3.6	83.4
Christina Bertrup (Sigfridsson)	64	255	1.86	4.4	82.8
Sherry Anderson (Lawton)	54	213	1.86	2.7	82.2
Cheryl McPherson (Hastings)	66	261	1.68	5.6	81.4
Beth Iskiw (Nedohin)	61	228	2.02	4.4	78.1
Cathy Overton-Clapham (Webster)	56	206	2.22	4.2	78.0
Laura Crocker (Sweeting)	64	240	1.74	3.5	77.8
Carine Mattille (Jaggi)	64	236	1.94	3.0	77.1

Cumulative Stats Leaders By Position

SECOND	#Shots	Points	Difficulty	Sweeping	PCT
Alison Kreviazuk (Homan)	48	215	1.62	4.2	92.4
Lee Merklinger (Middaugh)	64	284	1.62	3.6	91.4
Vicki Adams (Muirhead)	56	244	1.98	4.7	91.2
Dana Ferguson (Sweeting)	64	261	1.90	4.2	85.1
Jill Officer (Jones)	66	268	1.82	5.5	84.4
Mary-Anne Arseneault (Nedohin)	62	248	1.92	4.7	83.4
Sherri Singler (Lawton)	54	215	1.70	2.9	82.3
Stacey Smith (Hastings)	66	261	1.68	4.4	81.7
Maria Wennerstroem (Sigfridsson)	64	247	1.82	4.0	80.4
Geri-Lynn Ramsay (Webster)	56	215	2.02	5.1	80.3
Stephanie Jaggi (Jaggi)	64	248	1.72	4.6	80.1
Esther Neuenschwander (Tirinzoni)	64	239	1.80	4.1	77.6

LEAD	#Shots	Points	Difficulty	Sweeping	PCT
Rachelle Pidherny (Sweeting)	64	294	1.38	3.7	93.5
Jenn Gates (Webster)	55	241	1.44	4.7	89.5
Claire Hamilton (Muirhead)	53	225	1.52	5.4	87.0
Margaretha Sigfridsson (Sigfridsson)	64	273	1.30	3.9	86.3
Leigh Armstrong (Middaugh)	64	272	1.32	3.1	86.3
Lisa Weagle (Homan)	47	194	1.50	3.4	84.2
Marliese Kasner (Lawton)	51	211	1.30	3.1	83.8
Laine Peters (Nedohin)	62	249	1.56	4.0	82.6
Katrina Collins (Hastings)	66	265	1.32	5.3	81.1
Marlene Albrecht (Tirinzoni)	62	247	1.26	4.3	80.4
Emilie Mattille (Jaggi)	64	240	1.38	4.2	76.3
Dawn McEwen (Jones)	66	241	1.60	4.8	74.8

Stats Explained

Below is important information describing the meaning of all statistics covered in this Stats Report:

HMR = Record with hammer to start game;
STL = Record without hammer to start game;
1-PT = Record in games decided by 1 point;
EE-H = Extra end record with hammer;
EE-S = Extra end record without hammer.

Game Statistics:

All game statistics are calculated based on 10 end games. For example, PF/G is calculated by taking the total points scored, multiplying by a constant (10) and dividing by the actual ends played.

PF/G = Points For per Game;
PA/G = Points Against per Game;
EF/G = Ends For per Game;
EA/G = Ends Against per Game;
BE/G = Blanks Ends per Game.

End Statistics:

PF/E = Points For per End. Total points scored divided by total ends taken. Offensive indicator.
PA/E = Points Against per End. Total points against divided by total ends against. Defensive indicator.

Efficiency Statistics:

HE = Hammer Efficiency = percentage of time taking 2 or more points with hammer. A team with a high hammer efficiency executes well with the hammer.

FE = Force Efficiency: percentage of time forcing 1 point without when the other team has the hammer. A team with a high force efficiency plays well defensively.

SE = Steal Efficiency = percentage of time stealing an end. A team with high steal efficiency is very good at stealing ends.

SAE = Steals Against Efficiency = percentage of time giving up a stolen end. A team with low steals against efficiency is very good at defending against stolen ends.

Player and Team Shooting Statistics:

Points (PTS) = Total Points Scored. X/5

Difficulty (DIF) = Average Degree of Difficulty. Degree of Difficulty is an automated micro-multiplier (between 1.000 - 1.200) based upon each shot thrown, including pre and post contact modifiers. Degree of difficulty factors into the overall Shooting Percentage.

Sweeping (SWP) = Average Sweep Factor. Average distance swept (percentage). Determines effective usage of sweepers for shots. Sweep factor is not factored into the overall Shooting Percentage.

Shooting Percentage (PCT) = Average Shooting Accuracy (percentage).

<