










Players' Championship:
Draw 7: Thursday Apr 17 2014 -- 13:00

Team	HMR	1	2	3	4	5	6	7	8	Score
 Rachel Homan Ottawa, ON		0	2	0	1	0	1	0	X	4
 Eve Muirhead Stirling, SCO		2	0	2	0	2	0	1	X	7
View Game Details										Admin
Team	HMR	1	2	3	4	5	6	7	8	Score
 Jennifer Jones Winnipeg, MB		0	0	2	1	0	1	0	1	5
 Valerie Sweeting Edmonton, AB		0	0	0	0	1	0	2	0	3
View Game Details										Admin
Team	HMR	1	2	3	4	5	6	7	8	Score
 Margaretha Sigfridsson Harnosand, SWE		1	0	2	0	1	0	1	X	5
 Sherry Middaugh Coldwater, ON		0	1	0	1	0	1	0	X	3
View Game Details										Admin

Players' Championship:
Standings

Team	GP	W	L	PCT	DSC
Pool A					
 Sigfridsson, M (Harnosand, SWE)	3	3	0	1.000	
 Tirinzoni, S (Aarau, SUI)	3	3	0	1.000	
 Jones, J (Winnipeg, MB)	3	2	1	0.667	
 Sweeting, V (Edmonton, AB)	3	1	2	0.333	
 Hastings, J (Thornhill, ON)	3	0	3	0.000	
 Middaugh, S (Coldwater, ON)	3	0	3	0.000	
Pool B					
 Muirhead, E (Stirling, SCO)	3	3	0	1.000	
 Homan, R (Ottawa CC)	3	2	1	0.667	
 Webster, C (Calgary, AB)	3	2	1	0.667	
 Jaggi, M (Bern, SUI)	3	1	2	0.333	
 Lawton, S (Saskatoon, SK)	3	1	2	0.333	
 Nedohin, H (Edmonton, AB)	3	0	3	0.000	




LEGEND: GP = Games Played, W = Wins; L = Losses; PCT = Winning Percentage; DSC = Tiebreaker Shootout Distance.
 ";

Draw by Draw DSC Results

Tournament Grid Schedule

Completed Games	Remaining Games
>>> Sigfridsson, Margaretha	
Hastings(ON)(W6-3), Sweeting(AB)(W10-6), Middaugh(ON)(W5-3),	Jones(MB)(9),Tirinzoni(SUI)(10),
>>> Tirinzoni, Silvana	
Jones(MB)(W6-5), Middaugh(ON)(W6-4), Hastings(ON)(W6-5),	Sweeting(AB)(9),Sigfridsson(SWE)(10),
>>> Muirhead, Eve	
Jaggi(SUI)(W7-5), Lawton(SK)(W11-4), Homan(ON)(W7-4),	Webster(AB)(9),Nedohin(AB)(10),
>>> Jones, Jennifer	
Tirinzoni(SUI)(L5-6), Hastings(ON)(W9-8), Sweeting(AB)(W5-3),	Sigfridsson(SWE)(9),Middaugh(ON)(10),
>>> Webster, Crystal	
Jaggi(SUI)(W7-4), Homan(ON)(L1-8), Nedohin(AB)(W5-4),	Muirhead(SCO)(9),Lawton(SK)(11),
>>> Homan, Rachel	
Nedohin(AB)(W7-2), Webster(AB)(W8-1), Muirhead(SCO)(L4-7),	Lawton(SK)(9),Jaggi(SUI)(10),
>>> Lawton, Stefanie	
Nedohin(AB)(W5-1), Muirhead(SCO)(L4-11), Jaggi(SUI)(L4-8),	Homan(ON)(9),Webster(AB)(11),
>>> Jaggi, Michele	
Muirhead(SCO)(L5-7), Webster(AB)(L4-7), Lawton(SK)(W8-4),	Nedohin(AB)(8),Homan(ON)(10),
>>> Sweeting, Valerie	
Middaugh(ON)(W8-7), Sigfridsson(SWE)(L6-10), Jones(MB)(L3-5),	Tirinzoni(SUI)(9),Hastings(ON)(11),
>>> Nedohin, Heather	
Homan(ON)(L2-7), Lawton(SK)(L1-5), Webster(AB)(L4-5),	Jaggi(SUI)(8),Muirhead(SCO)(10),
>>> Middaugh, Sherry	
Sweeting(AB)(L7-8), Tirinzoni(SUI)(L4-6), Sigfridsson(SWE)(L3-5),	Hastings(ON)(9),Jones(MB)(10),
>>> Hastings, Julie	
Sigfridsson(SWE)(L3-6), Jones(MB)(L8-9), Tirinzoni(SUI)(L5-6),	Middaugh(ON)(9),Sweeting(AB)(11),

Players' Championship --- Draw 7, Sheet C

Team	HMR	1	2	3	4	5	6	7	8	Score
 Rachel Homan Ottawa, ON		0	2	0	1	0	1	0	X	4
 Eve Muirhead Stirling, SCO		2	0	2	0	2	0	1	X	7
View Game Details										Admin

Shooting: (All Shots, All Turns)

Team	#SH	PTS	DIF	SWP	PCT
Team Homan					
4:Rachel Homan	15	64	2.30	4.2	91
3:Emma Miskew	16	59	1.82	5.2	76
2:Alison Kreviazuk	16	70	1.44	6.0	89
1:Lisa Weagle	16	71	1.34	5.2	90
TEAM TOTALS	63	264	1.72	5.2	87
Team Muirhead					
4:Eve Muirhead	16	73	2.28	5.6	97
3:Anna Sloan	16	65	1.90	4.0	85
2:Vicki Adams	16	64	1.90	4.8	83
1:Claire Hamilton	14	57	1.50	5.7	84
TEAM TOTALS	62	259	1.92	5.0	87

Shooting: (All Draws)

Team	#SH	PTS	DIF	SWP	PCT
Team Homan					
4:Rachel Homan	9	42	2.56	5.2	100
3:Emma Miskew	13	45	1.92	5.1	72
2:Alison Kreviazuk	13	58	1.46	5.6	91
1:Lisa Weagle	15	68	1.26	5.3	92
TEAM TOTALS	50	213	1.72	5.3	88
Team Muirhead					
4:Eve Muirhead	7	33	2.26	6.7	100
3:Anna Sloan	5	17	2.20	4.0	72
2:Vicki Adams	2	8	3.00	6.7	86
1:Claire Hamilton	13	55	1.54	5.9	87
TEAM TOTALS	27	113	1.96	5.8	87

Shooting: (All Hits)

Team	#SH	PTS	DIF	SWP	PCT
Team Homan					
4:Rachel Homan	6	22	1.90	2.8	76
3:Emma Miskew	3	14	1.34	5.6	95
2:Alison Kreviazuk	3	12	1.34	7.8	81
1:Lisa Weagle	1	3	2.50	3.3	65
TEAM TOTALS	13	51	1.68	4.6	81
Team Muirhead					
4:Eve Muirhead	9	40	2.32	4.8	95
3:Anna Sloan	11	48	1.78	3.9	91
2:Vicki Adams	14	56	1.74	4.5	83
1:Claire Hamilton	1	2	1.00	3.3	40
TEAM TOTALS	35	146	1.88	4.4	87




Shooting: (In-Turns)

Team	#SH	PTS	DIF	SWP	PCT
Team Homan					
4:Rachel Homan	11	45	2.12	3.6	86
3:Emma Miskew	14	52	1.78	4.8	77
2:Alison Kreviazuk	10	44	1.50	6.0	90
1:Lisa Weagle	12	53	1.26	5.8	90
TEAM TOTALS	47	194	1.66	5.0	85
Team Muirhead					
4:Eve Muirhead	10	43	2.14	6.0	91
3:Anna Sloan	9	40	2.04	5.9	93
2:Vicki Adams	9	36	2.10	6.3	84
1:Claire Hamilton	4	16	1.76	3.3	83
TEAM TOTALS	32	135	2.06	5.7	89

Shooting: (Out-Turns)

Team	#SH	PTS	DIF	SWP	PCT
Team Homan					
4:Rachel Homan	4	19	2.76	5.8	100
3:Emma Miskew	2	7	2.00	8.3	72
2:Alison Kreviazuk	6	26	1.34	6.1	88
1:Lisa Weagle	4	18	1.62	3.3	92
TEAM TOTALS	16	70	1.84	5.6	91
Team Muirhead					
4:Eve Muirhead	6	30	2.54	5.0	100
3:Anna Sloan	7	25	1.74	1.4	74
2:Vicki Adams	7	28	1.64	2.9	83
1:Claire Hamilton	10	41	1.40	6.7	84
TEAM TOTALS	30	124	1.76	4.2	86

Players' Championship --- Draw 7, Sheet D

Team	HMR	1	2	3	4	5	6	7	8	Score
 Jennifer Jones Winnipeg, MB		0	0	2	1	0	1	0	1	5
 Valerie Sweeting Edmonton, AB		0	0	0	0	1	0	2	0	3
View Game Details										Admin

Shooting: (All Shots, All Turns)

Team Jones	#SH	PTS	DIF	SWP	PCT
4:Jennifer Jones	15	68	1.56	4.2	93
3:Kaitlyn Lawes	16	67	1.52	4.0	86
2:Jill Officer	16	53	1.84	4.8	69
1:Dawn McEwen	16	62	1.56	4.4	79
TEAM TOTALS	63	250	1.62	4.3	82
Team Sweeting	#SH	PTS	DIF	SWP	PCT
4:Valerie Sweeting	16	64	1.52	2.9	82
3:Laura Crocker	16	54	1.94	2.7	71
2:Dana Ferguson	16	62	1.74	4.0	80
1:Rachelle Pidherny	16	71	1.18	3.3	90
TEAM TOTALS	64	251	1.60	3.2	81

Shooting: (All Draws)

Team Jones	#SH	PTS	DIF	SWP	PCT
4:Jennifer Jones	6	27	1.84	5.0	94
3:Kaitlyn Lawes	6	26	1.50	6.7	89
2:Jill Officer	5	14	2.00	8.0	59
1:Dawn McEwen	10	45	1.50	3.3	92
TEAM TOTALS	27	112	1.66	5.3	86
Team Sweeting	#SH	PTS	DIF	SWP	PCT
4:Valerie Sweeting	7	25	1.28	3.8	72
3:Laura Crocker	7	18	1.58	1.9	53
2:Dana Ferguson	12	44	1.66	4.7	75
1:Rachelle Pidherny	15	66	1.20	3.1	89
TEAM TOTALS	41	153	1.42	3.5	76

Shooting: (All Hits)

Team Jones	#SH	PTS	DIF	SWP	PCT
4:Jennifer Jones	9	41	1.38	3.7	93
3:Kaitlyn Lawes	10	41	1.54	2.3	85
2:Jill Officer	11	39	1.76	3.3	74
1:Dawn McEwen	6	17	1.66	6.1	58
TEAM TOTALS	36	138	1.58	3.6	79
Team Sweeting	#SH	PTS	DIF	SWP	PCT
4:Valerie Sweeting	9	39	1.70	2.2	90
3:Laura Crocker	9	36	2.24	3.3	85
2:Dana Ferguson	4	18	1.96	1.7	94
1:Rachelle Pidherny	1	5	1.00	6.7	100
TEAM TOTALS	23	98	1.92	2.8	89




Shooting: (In-Turns)

Team Jones	#SH	PTS	DIF	SWP	PCT
4:Jennifer Jones	4	19	2.00	3.3	100
3:Kaitlyn Lawes	5	20	1.06	2.0	80
2:Jill Officer	8	22	1.74	3.7	57
1:Dawn McEwen	11	50	1.46	3.6	93
TEAM TOTALS	28	111	1.54	3.3	81
Team Sweeting	#SH	PTS	DIF	SWP	PCT
4:Valerie Sweeting	9	35	1.44	2.6	80
3:Laura Crocker	9	37	2.48	2.2	89
2:Dana Ferguson	7	26	1.92	1.4	77
1:Rachelle Pidherny	11	49	1.18	2.7	90
TEAM TOTALS	36	147	1.72	2.3	85

Shooting: (Out-Turns)

Team Jones	#SH	PTS	DIF	SWP	PCT
4:Jennifer Jones	11	49	1.40	4.5	91
3:Kaitlyn Lawes	11	47	1.74	4.8	89
2:Jill Officer	8	31	1.92	5.8	81
1:Dawn McEwen	5	12	1.80	6.0	50
TEAM TOTALS	35	139	1.68	5.1	82
Team Sweeting	#SH	PTS	DIF	SWP	PCT
4:Valerie Sweeting	7	29	1.62	3.3	85
3:Laura Crocker	7	17	1.26	3.3	49
2:Dana Ferguson	9	36	1.60	5.9	82
1:Rachelle Pidherny	5	22	1.20	4.7	89
TEAM TOTALS	28	104	1.44	4.4	76

Players' Championship --- Draw 7, Sheet E

Team	HMR	1	2	3	4	5	6	7	8	Score
 Margaretha Sigfridsson Harnosand, SWE		1	0	2	0	1	0	1	X	5
 Sherry Middaugh Coldwater, ON		0	1	0	1	0	1	0	X	3
View Game Details										Admin

Shooting: (All Shots, All Turns)

Team Sigfridsson	#SH	PTS	DIF	SWP	PCT
4: Maria Prytz	16	68	1.84	4.0	89
3: Christina Bertrup	16	67	1.98	2.9	88
2: Maria Wennerstroem	16	62	1.68	4.4	80
1: Margaretha Sigfridsson	16	73	1.30	4.0	92
TEAM TOTALS	64	270	1.70	3.8	87
Team Middaugh	#SH	PTS	DIF	SWP	PCT
4: Sherry Middaugh	15	59	1.86	4.0	82
3: Jo-Ann Rizzo	16	64	1.64	4.6	82
2: Lee Merklinger	16	69	1.74	1.9	89
1: Leigh Armstrong	16	69	1.38	1.7	88
TEAM TOTALS	63	261	1.64	3.0	85

Shooting: (All Draws)

Team Sigfridsson	#SH	PTS	DIF	SWP	PCT
4: Maria Prytz	8	29	1.76	4.2	75
3: Christina Bertrup	6	25	2.34	3.9	89
2: Maria Wennerstroem	4	16	2.00	3.3	85
1: Margaretha Sigfridsson	13	59	1.24	4.4	92
TEAM TOTALS	31	129	1.68	4.1	86
Team Middaugh	#SH	PTS	DIF	SWP	PCT
4: Sherry Middaugh	8	27	1.88	5.4	70
3: Jo-Ann Rizzo	10	41	1.40	3.3	84
2: Lee Merklinger	11	48	1.72	2.4	91
1: Leigh Armstrong	13	58	1.30	1.8	90
TEAM TOTALS	42	174	1.54	3.0	85

Shooting: (All Hits)

Team Sigfridsson	#SH	PTS	DIF	SWP	PCT
4: Maria Prytz	8	39	1.94	3.7	100
3: Christina Bertrup	10	42	1.78	2.3	87
2: Maria Wennerstroem	12	46	1.56	4.7	79
1: Margaretha Sigfridsson	3	14	1.58	2.2	96
TEAM TOTALS	33	141	1.72	3.5	88
Team Middaugh	#SH	PTS	DIF	SWP	PCT
4: Sherry Middaugh	7	32	1.82	2.4	95
3: Jo-Ann Rizzo	6	23	2.04	6.7	80
2: Lee Merklinger	5	21	1.76	0.7	86
1: Leigh Armstrong	3	11	1.66	1.1	75
TEAM TOTALS	21	87	1.84	3.0	86

Shooting: (In-Turns)

Team Sigfridsson	#SH	PTS	DIF	SWP	PCT
4: Maria Prytz	9	36	1.88	3.7	83
3: Christina Bertrup	6	25	1.84	5.6	87
2: Maria Wennerstroem	7	33	1.72	3.8	98
1: Margaretha Sigfridsson	6	27	1.00	2.8	90
TEAM TOTALS	28	121	1.64	3.9	89
Team Middaugh	#SH	PTS	DIF	SWP	PCT
4: Sherry Middaugh	9	37	2.08	2.6	87
3: Jo-Ann Rizzo	9	33	1.80	5.9	76
2: Lee Merklinger	11	50	1.72	1.8	94
1: Leigh Armstrong	10	44	1.30	2.0	89
TEAM TOTALS	39	164	1.72	3.0	87

Shooting: (Out-Turns)

Team Sigfridsson	#SH	PTS	DIF	SWP	PCT
4: Maria Prytz	7	32	1.78	4.3	95
3: Christina Bertrup	10	42	2.08	1.3	89
2: Maria Wennerstroem	9	29	1.64	4.8	66
1: Margaretha Sigfridsson	10	46	1.48	4.7	94
TEAM TOTALS	36	149	1.74	3.7	86
Team Middaugh	#SH	PTS	DIF	SWP	PCT
4: Sherry Middaugh	6	22	1.50	6.1	75
3: Jo-Ann Rizzo	7	31	1.42	2.9	91
2: Lee Merklinger	5	19	1.76	2.0	78
1: Leigh Armstrong	6	25	1.50	1.1	85
TEAM TOTALS	24	97	1.54	3.1	83

Players' Championship: Event Leaders

Summary Statistics									
Team	GP	PF/G	PA/G	EF/G	EA/G	PF/E	PA/E	BE/G	
1. Muirhead, Eve	3	11.90	6.19	5.71	4.29	2.08	1.44	0.00	
2. Homan, Rachel	3	10.56	5.56	5.56	3.89	1.90	1.43	0.56	
3. Sigfridsson, Margaretha	3	9.13	5.22	5.65	3.91	1.62	1.33	0.43	
4. Tirinzoni, Silvana	3	7.50	5.83	5.00	4.17	1.50	1.40	0.83	
5. Jones, Jennifer	3	7.60	6.80	4.40	4.80	1.73	1.42	0.80	
6. Jaggi, Michele	3	7.39	7.83	4.35	4.78	1.70	1.64	0.87	
7. Webster, Crystal	3	5.65	6.96	3.91	3.91	1.44	1.78	2.17	
8. Hastings, Julie	3	6.40	8.40	4.40	5.20	1.45	1.62	0.40	
9. Sweeting, Valerie	3	7.08	9.17	4.17	4.58	1.70	2.00	1.25	
10. Middaugh, Sherry	3	6.09	8.26	3.91	4.78	1.56	1.73	1.30	
11. Lawton, Stefanie	3	6.19	9.52	4.76	4.29	1.30	2.22	0.95	
12. Nedohin, Heather	3	3.18	7.73	2.73	5.45	1.17	1.42	1.82	

GP = Games Played, W = Wins; L = Losses; PF/G = Points For per 10 End Game; PA/G = Points Against per 10 End Game; EF/G = Ends For per 10 End Game; EA/G = Ends Against per 10 End Game; PF/E = Points For per End; PA/E = Points Against per End; BE/G = Blanks Ends per 10 End Game.

With Hammer													
Team	GP	EF	EA	4+	3	2	PF/E	PA/E	PF (%)	PA (%)	HE	SAE	
1. Muirhead, Eve	3	10	0	1-0	0-0	7-0	2.20	0.00	22 (88)	0 (0)	0.80	0.00	
2. Homan, Rachel	3	8	0	0-0	2-0	2-0	1.56	0.00	14 (74)	0 (0)	0.50	0.00	
3. Sigfridsson, Margaretha	3	10	1	0-0	1-0	4-1	1.33	0.17	16 (76)	2 (17)	0.45	0.08	
4. Middaugh, Sherry	3	9	0	0-0	1-0	3-0	1.40	0.00	14 (100)	0 (0)	0.44	0.00	
5. Jones, Jennifer	3	9	4	1-0	0-0	4-1	1.07	0.33	16 (84)	5 (29)	0.38	0.27	
6. Sweeting, Valerie	3	9	2	0-0	2-1	2-0	1.25	0.33	15 (88)	4 (18)	0.36	0.17	
7. Jaggi, Michele	3	9	3	0-0	1-0	3-1	1.08	0.31	14 (82)	4 (22)	0.33	0.23	
8. Hastings, Julie	3	8	3	0-0	0-0	3-1	1.00	0.36	11 (69)	4 (19)	0.27	0.27	
9. Tirinzoni, Silvana	3	8	3	1-0	0-0	2-2	1.08	0.42	13 (72)	5 (36)	0.27	0.25	
10. Webster, Crystal	3	7	1	0-0	1-1	1-0	1.11	0.33	10 (77)	3 (19)	0.25	0.11	
11. Lawton, Stefanie	3	6	2	0-0	0-1	2-1	1.00	0.63	8 (62)	5 (25)	0.25	0.25	
12. Nedohin, Heather	3	6	5	0-0	0-0	1-2	0.47	0.47	7 (100)	7 (41)	0.09	0.33	

GP = Games Played, EF = Ends for; 4+ = 4pts or more points scored for - 4pts or more points scored against; 3 = 3 points scored for - 3 points scored against; 2 = 2 points scored for - 2 points scored against; PF/E = Points scored per end; PA/E = Point against per end; PA (%) = Point for (% of points for); PA (%) = Point against (% of points against); HE = Hammer efficiency, % of time taking 2+ points with hammer; SAE = Stolen against efficiency, % of time giving a stolen end.

Event Leaders

Without Hammer													
Team	GP	EF	EA	4+	3	2	PF/E	PA/E	PF (%)	PA (%)	FE	SE	
1. Sigfridsson, Margaretha	3	3	8	0-0	1-0	0-2	0.45	0.91	5 (24)	10 (83)	0.75	0.27	
2. Tirinzoni, Silvana	3	4	7	0-0	0-0	1-2	0.42	0.75	5 (28)	9 (64)	0.71	0.33	
3. Nedohin, Heather	3	0	7	0-0	0-1	0-1	0.00	1.43	0 (0)	10 (59)	0.71	0.00	
4. Middaugh, Sherry	3	0	11	0-1	0-2	0-1	0.00	1.46	0 (0)	19 (100)	0.64	0.00	
5. Homan, Rachel	3	2	7	0-0	1-0	1-3	0.56	1.11	5 (26)	10 (100)	0.57	0.22	
6. Lawton, Stefanie	3	4	7	0-1	0-1	1-1	0.38	1.15	5 (38)	15 (75)	0.57	0.31	
7. Muirhead, Eve	3	2	9	0-0	0-0	1-4	0.27	1.18	3 (12)	13 (100)	0.56	0.18	
8. Jones, Jennifer	3	2	8	0-0	0-0	1-4	0.30	1.20	3 (16)	12 (71)	0.50	0.20	
9. Webster, Crystal	3	2	8	0-0	0-1	1-3	0.21	0.93	3 (23)	13 (81)	0.50	0.14	
10. Hastings, Julie	3	3	10	0-1	0-0	2-4	0.36	1.21	5 (31)	17 (81)	0.50	0.21	
11. Jaggi, Michele	3	1	8	0-0	1-1	0-4	0.30	1.40	3 (18)	14 (78)	0.38	0.10	
12. Sweeting, Valerie	3	1	9	0-0	0-2	1-5	0.17	1.50	2 (12)	18 (82)	0.22	0.08	

GP = Games Played, EF = Ends for; 4+ = 4pts or more points scored for - 4pts or more points scored against; 3 = 3 points scored for - 3 points scored against; 2 = 2 points scored for - 2 points scored against; PF/E = Points scored per end; PA/E = Point against per end; PA (%) = Point for (% of points for); PA (%) = Point against (% of points against); FE = Force efficiency, % of time forcing 1 point without hammer; SE = Stolen against efficiency, % of time stealing an end.

Cumulative Stats Leaders By TEAM

TEAM	#Shots	Points	Difficulty	Sweeping	PCT
Ontario (Homan, R)	150	648	1.74	4.3	89.3
Scotland (Muirhead, E)	180	762	1.88	4.8	88.3
Ontario (Middaugh, S)	189	793	1.68	4.0	86.6
Sweden (Sigfridsson, M)	192	782	1.78	4.0	84.4
Alberta (Sweeting, V)	192	774	1.76	3.7	83.6
Manitoba (Jones, J)	199	794	1.70	4.9	82.5
Ontario (Hastings, J)	200	794	1.58	5.4	81.4
Switzerland (Tirinzoni, S)	189	746	1.54	4.6	81.1
Alberta (Webster, C)	181	701	1.98	4.3	81.0
Saskatchewan (Lawton, S)	171	669	1.74	3.3	80.7
Alberta (Nedohin, H)	181	685	2.04	4.1	79.1
Switzerland (Jaggi, M)	191	726	1.74	3.7	78.7

Cumulative Stats Leaders By Position

FOURTH	#Shots	Points	Difficulty	Sweeping	PCT
Rachel Homan (Homan)	37	166	1.96	3.9	93.7
Eve Muirhead (Muirhead)	45	199	2.00	5.4	92.7
Maria Prytz (Sigfridsson)	48	198	2.22	4.1	87.2
Julie Hastings (Hastings)	50	203	1.50	4.6	83.1
Jennifer Jones (Jones)	49	196	1.78	4.3	83.1
Sherry Middaugh (Middaugh)	45	178	1.96	4.1	82.6
Valerie Sweeting (Sweeting)	48	186	1.96	3.7	81.2
Crystal Webster (Webster)	44	168	2.10	3.6	80.3

Michele Jaggi (Jaggi)	47	177	2.06	3.3	79.0
Heather Nedohin (Nedohin)	44	162	2.50	4.2	78.5
Silvana Tirinzoni (Tirinzoni)	47	173	1.62	5.5	75.8
Stefanie Lawton (Lawton)	42	152	2.06	3.7	75.4

THIRD	#Shots	Points	Difficulty	Sweeping	PCT
Kaitlyn Lawes (Jones)	50	216	1.58	4.8	89.0
Manuela Siegrist (Tirinzoni)	48	202	1.68	4.2	87.1
Emma Miskew (Homan)	38	160	1.76	4.1	87.0
Jo-Ann Rizzo (Middaugh)	48	200	1.88	4.9	86.8
Christina Bertrup (Sigfridsson)	48	196	1.90	4.0	85.0
Anna Sloan (Muirhead)	46	186	1.90	3.6	84.4
Cheryl McPherson (Hastings)	50	202	1.62	6.4	83.0
Sherry Anderson (Lawton)	44	169	1.90	2.9	80.1
Carine Mattille (Jaggi)	48	180	1.96	3.1	78.5
Laura Crocker (Sweeting)	48	179	1.82	3.5	77.8
Beth Iskiw (Nedohin)	45	162	2.12	4.2	75.4
Cathy Overton-Clapham (Webster)	46	162	2.24	4.1	74.7

Cumulative Stats Leaders By Position

SECOND	#Shots	Points	Difficulty	Sweeping	PCT
Lee Merklinger (Middaugh)	48	214	1.64	3.8	91.9
Alison Kreviazuk (Homan)	38	169	1.66	5.0	91.9
Vicki Adams (Muirhead)	46	197	2.06	4.7	90.0
Jill Officer (Jones)	50	204	1.80	5.7	84.7
Dana Ferguson (Sweeting)	48	192	1.96	4.0	83.7
Stephanie Jaggi (Jaggi)	48	194	1.64	4.3	83.3
Geri-Lynn Ramsay (Webster)	46	180	2.08	5.1	82.1
Sherrri Singler (Lawton)	44	173	1.64	3.1	81.0
Stacey Smith (Hastings)	50	193	1.80	4.9	80.1
Mary-Anne Arseneault (Nedohin)	46	175	1.98	4.1	79.4
Maria Wennerstroem (Sigfridsson)	48	180	1.72	3.8	77.6
Esther Neuenschwander (Tirinzoni)	48	179	1.70	4.0	77.3

LEAD	#Shots	Points	Difficulty	Sweeping	PCT
Rachelle Pidherny (Sweeting)	48	217	1.34	3.7	91.8
Margaretha Sigfridsson (Sigfridsson)	48	208	1.28	3.9	87.6
Jenn Gates (Webster)	45	191	1.48	4.6	86.9
Marliese Kasner (Lawton)	41	175	1.34	3.7	86.6
Claire Hamilton (Muirhead)	43	180	1.54	5.4	85.9
Leigh Armstrong (Middaugh)	48	201	1.30	3.3	84.9
Lisa Weagle (Homan)	37	153	1.58	4.1	84.6
Marlene Albrecht (Tirinzoni)	46	192	1.16	4.8	84.1
Laine Peters (Nedohin)	46	186	1.56	3.8	83.1
Katrina Collins (Hastings)	50	196	1.38	5.7	79.3
Emilie Mattille (Jaggi)	48	175	1.30	4.0	74.0
Dawn McEwen (Jones)	50	178	1.66	4.7	73.1

Stats Explained

Below is important information describing the meaning of all statistics covered in this Stats Report:

HMR = Record with hammer to start game;
STL = Record without hammer to start game;
1-PT = Record in games decided by 1 point;
EE-H = Extra end record with hammer;
EE-S = Extra end record without hammer.

Game Statistics:

All game statistics are calculated based on 10 end games. For example, PF/G is calculated by taking the total points scored, multiplying by a constant (10) and dividing by the actual ends played.

PF/G = Points For per Game;
PA/G = Points Against per Game;
EF/G = Ends For per Game;
EA/G = Ends Against per Game;
BE/G = Blanks Ends per Game.

End Statistics:

PF/E = Points For per End. Total points scored divided by total ends taken. Offensive indicator.
PA/E = Points Against per End. Total points against divided by total ends against. Defensive indicator.

Efficiency Statistics:

HE = Hammer Efficiency = percentage of time taking 2 or more points with hammer. A team with a high hammer efficiency executes well with the hammer.

FE = Force Efficiency: percentage of time forcing 1 point without when the other team has the hammer. A team with a high force efficiency plays well defensively.

SE = Steal Efficiency = percentage of time stealing an end. A team with high steal efficiency is very good at stealing ends.

SAE = Steals Against Efficiency = percentage of time giving up a stolen end. A team with low steals against efficiency is very good at defending against stolen ends.

Player and Team Shooting Statistics:

Points (PTS) = Total Points Scored. X/5

Difficulty (DIF) = Average Degree of Difficulty. Degree of Difficulty is an automated micro-multiplier (between 1.000 - 1.200) based upon each shot thrown, including pre and post contact modifiers. Degree of difficulty factors into the overall Shooting Percentage.

Sweeping (SWP) = Average Sweep Factor. Average distance swept (percentage). Determines effective usage of sweepers for shots. Sweep factor is not factored into the overall Shooting Percentage.

Shooting Percentage (PCT) = Average Shooting Accuracy (percentage).