






















Players' Championship:
Draw 6: Thursday Apr 17 2014 -- 09:30

Team	HMR	1	2	3	4	5	6	7	8	Score	
 Julie Hastings Thornhill, ON		2	0	0	1	1	0	1	0	5	
 Silvana Tirinzoni Aarau, SUI		0	2	2	0	0	1	0	1	6	
View Game Details										Admin	
Team	HMR	1	2	3	4	5	6	7	8	Score	
 Stefanie Lawton Saskatoon, SK		0	0	1	1	0	2	0	X	4	
 Michele Jaggi Bern, SUI		1	3	0	0	1	0	3	X	8	
View Game Details										Admin	
Team	HMR	1	2	3	4	5	6	7	8	EE	Score
 Crystal Webster Calgary, AB		0	1	0	0	1	0	2	0	1	5
 Heather Nedohin Edmonton, AB		1	0	0	0	0	2	0	1	0	4
View Game Details										Admin	

Players' Championship:
Standings

Team	GP	W	L	PCT	DSC
Pool A					
 Tirinzoni, S (Aarau, SUI)	3	3	0	1.000	
 Sigfridsson, M (Harnosand, SWE)	2	2	0	1.000	
 Jones, J (Winnipeg, MB)	2	1	1	0.500	
 Sweeting, V (Edmonton, AB)	2	1	1	0.500	
 Middaugh, S (Coldwater, ON)	2	0	2	0.000	
 Hastings, J (Thornhill, ON)	3	0	3	0.000	
Pool B					
 Homan, R (Ottawa CC)	2	2	0	1.000	
 Muirhead, E (Stirling, SCO)	2	2	0	1.000	
 Webster, C (Calgary, AB)	3	2	1	0.667	
 Jaggi, M (Bern, SUI)	3	1	2	0.333	
 Lawton, S (Saskatoon, SK)	3	1	2	0.333	
 Nedohin, H (Edmonton, AB)	3	0	3	0.000	




LEGEND: GP = Games Played, W = Wins; L = Losses; PCT = Winning Percentage; DSC = Tiebreaker Shootout Distance.
 ";

Draw by Draw DSC Results

Tournament Grid Schedule

Completed Games	Remaining Games
>>> Tirinzoni, Silvana	
Jones(MB)(W6-5), Middaugh(ON)(W6-4), Hastings(ON)(W6-5),	Sweeting(AB)(9), Sigfridsson(SWE)(10),
>>> Muirhead, Eve	
Jaggi(SUI)(W7-5), Lawton(SK)(W11-4),	Homan(ON)(7), Webster(AB)(9), Nedohin(AB)(10),
>>> Homan, Rachel	
Nedohin(AB)(W7-2), Webster(AB)(W8-1),	Muirhead(SCO)(7), Lawton(SK)(9), Jaggi(SUI)(10),
>>> Sigfridsson, Margaretha	
Hastings(ON)(W6-3), Sweeting(AB)(W10-6),	Middaugh(ON)(7), Jones(MB)(9), Tirinzoni(SUI)(10),
>>> Webster, Crystal	
Jaggi(SUI)(W7-4), Homan(ON)(L1-8), Nedohin(AB)(W5-4),	Muirhead(SCO)(9), Lawton(SK)(11),
>>> Sweeting, Valerie	
Middaugh(ON)(W8-7), Sigfridsson(SWE)(L6-10),	Jones(MB)(7), Tirinzoni(SUI)(9), Hastings(ON)(11),
>>> Jones, Jennifer	
Tirinzoni(SUI)(L5-6), Hastings(ON)(W9-8),	Sweeting(AB)(7), Sigfridsson(SWE)(9), Middaugh(ON)(10),
>>> Lawton, Stefanie	
Nedohin(AB)(W5-1), Muirhead(SCO)(L4-11), Jaggi(SUI)(L4-8),	Homan(ON)(9), Webster(AB)(11),
>>> Jaggi, Michele	
Muirhead(SCO)(L5-7), Webster(AB)(L4-7), Lawton(SK)(W8-4),	Nedohin(AB)(8), Homan(ON)(10),
>>> Middaugh, Sherry	
Sweeting(AB)(L7-8), Tirinzoni(SUI)(L4-6),	Sigfridsson(SWE)(7), Hastings(ON)(9), Jones(MB)(10),
>>> Nedohin, Heather	
Homan(ON)(L2-7), Lawton(SK)(L1-5), Webster(AB)(L4-5),	Jaggi(SUI)(8), Muirhead(SCO)(10),
>>> Hastings, Julie	
Sigfridsson(SWE)(L3-6), Jones(MB)(L8-9), Tirinzoni(SUI)(L5-6),	Middaugh(ON)(9), Sweeting(AB)(11),

Players' Championship --- Draw 6, Sheet B

Team	HMR	1	2	3	4	5	6	7	8	Score
 Julie Hastings Thornhill, ON		2	0	0	1	1	0	1	0	5
 Silvana Tirinzoni Aarau, SUI		0	2	2	0	0	1	0	1	6
View Game Details										Admin

Shooting: (All Shots, All Turns)

Team Hastings	#SH	PTS	DIF	SWP	PCT
4:Julie Hastings	16	64	1.36	6.0	81
3:Cheryl McPherson	16	69	1.46	7.7	88
2:Stacey Smith	16	65	1.60	6.3	83
1:Katrina Collins	16	54	1.46	5.6	69
TEAM TOTALS	64	252	1.48	6.4	80
Team Tirinzoni	#SH	PTS	DIF	SWP	PCT
4:Silvana Tirinzoni	16	56	1.26	6.5	71
3:Manuela Siegrist	16	69	1.38	5.4	88
2:Esther Neuschwander	16	58	1.98	5.4	76
1:Marlene Albrecht	16	67	1.00	6.5	84
TEAM TOTALS	64	250	1.40	5.9	80

Shooting: (All Draws)

Team Hastings	#SH	PTS	DIF	SWP	PCT
4:Julie Hastings	5	16	1.00	7.3	64
3:Cheryl McPherson	8	37	1.26	6.3	94
2:Stacey Smith	10	42	1.40	5.7	85
1:Katrina Collins	13	48	1.30	5.4	75
TEAM TOTALS	36	143	1.28	5.9	80
Team Tirinzoni	#SH	PTS	DIF	SWP	PCT
4:Silvana Tirinzoni	10	34	1.30	6.7	68
3:Manuela Siegrist	5	21	1.20	5.3	85
2:Esther Neuschwander	4	16	1.50	8.3	83
1:Marlene Albrecht	13	54	1.00	6.4	83
TEAM TOTALS	32	125	1.18	6.6	79

Shooting: (All Hits)

Team Hastings	#SH	PTS	DIF	SWP	PCT
4:Julie Hastings	11	48	1.54	5.5	89
3:Cheryl McPherson	8	32	1.68	9.2	82
2:Stacey Smith	6	23	1.94	7.2	80
1:Katrina Collins	3	6	2.16	6.7	42
TEAM TOTALS	28	109	1.74	7.0	80
Team Tirinzoni	#SH	PTS	DIF	SWP	PCT
4:Silvana Tirinzoni	6	22	1.16	6.1	74
3:Manuela Siegrist	11	48	1.46	5.5	90
2:Esther Neuschwander	12	42	2.14	4.4	74
1:Marlene Albrecht	3	13	1.00	6.7	87
TEAM TOTALS	32	125	1.62	5.3	81




Shooting: (In-Turns)

Team Hastings	#SH	PTS	DIF	SWP	PCT
4:Julie Hastings	8	35	1.16	5.8	88
3:Cheryl McPherson	4	18	1.26	7.5	91
2:Stacey Smith	6	22	2.10	7.8	77
1:Katrina Collins	9	29	1.20	5.6	65
TEAM TOTALS	27	104	1.40	6.4	78
Team Tirinzoni	#SH	PTS	DIF	SWP	PCT
4:Silvana Tirinzoni	10	32	1.20	6.3	65
3:Manuela Siegrist	5	22	1.40	5.3	90
2:Esther Neuschwander	3	12	1.00	6.7	80
1:Marlene Albrecht	6	22	1.00	6.1	73
TEAM TOTALS	24	88	1.16	6.1	74

Shooting: (Out-Turns)

Team Hastings	#SH	PTS	DIF	SWP	PCT
4:Julie Hastings	8	29	1.58	6.3	74
3:Cheryl McPherson	12	51	1.54	7.8	87
2:Stacey Smith	10	43	1.30	5.3	87
1:Katrina Collins	7	25	1.82	5.7	74
TEAM TOTALS	37	148	1.54	6.4	82
Team Tirinzoni	#SH	PTS	DIF	SWP	PCT
4:Silvana Tirinzoni	6	24	1.34	6.7	80
3:Manuela Siegrist	11	47	1.36	5.5	87
2:Esther Neuschwander	13	46	2.22	5.1	75
1:Marlene Albrecht	10	45	1.00	6.7	90
TEAM TOTALS	40	162	1.54	5.8	83

Players' Championship --- Draw 6, Sheet C

Team	HMR	1	2	3	4	5	6	7	8	Score
 Stefanie Lawton Saskatoon, SK		0	0	1	1	0	2	0	X	4
 Michele Jaggi Bern, SUI		1	3	0	0	1	0	3	X	8
View Game Details										Admin

Shooting: (All Shots, All Turns)

Team	#SH	PTS	DIF	SWP	PCT
Team Lawton					
4:Stefanie Lawton	14	48	2.08	3.6	71
3:Sherry Anderson	14	61	1.64	2.1	89
2:Sherry Singler	14	54	1.50	3.8	79
1:Marliese Kasner	14	60	1.22	1.9	86
TEAM TOTALS	56	223	1.60	2.9	82
Team Jaggi					
4:Michele Jaggi	14	51	2.24	4.0	77
3:Carine Mattille	14	51	2.18	2.4	77
2:Stephanie Jaggi	14	62	1.32	2.6	90
1:Emilie Mattille	14	57	1.28	2.1	83
TEAM TOTALS	56	221	1.76	2.8	82

Shooting: (All Draws)

Team	#SH	PTS	DIF	SWP	PCT
Team Lawton					
4:Stefanie Lawton	12	43	1.92	4.2	75
3:Sherry Anderson	11	48	1.64	1.8	89
2:Sherry Singler	9	35	1.34	2.6	79
1:Marliese Kasner	13	55	1.24	1.8	85
TEAM TOTALS	45	181	1.54	2.6	82
Team Jaggi					
4:Michele Jaggi	5	18	2.20	3.3	77
3:Carine Mattille	1	5	2.00	3.3	100
2:Stephanie Jaggi	3	10	1.00	4.4	67
1:Emilie Mattille	10	43	1.40	2.7	88
TEAM TOTALS	19	76	1.58	3.2	82

Shooting: (All Hits)

Team	#SH	PTS	DIF	SWP	PCT
Team Lawton					
4:Stefanie Lawton	2	5	3.00	0.0	50
3:Sherry Anderson	3	13	1.66	3.3	89
2:Sherry Singler	5	19	1.80	6.0	80
1:Marliese Kasner	1	5	1.00	3.3	100
TEAM TOTALS	11	42	1.90	3.9	79
Team Jaggi					
4:Michele Jaggi	9	33	2.26	4.4	77
3:Carine Mattille	13	46	2.18	2.3	75
2:Stephanie Jaggi	11	52	1.40	2.1	96
1:Emilie Mattille	4	14	1.00	0.8	70
TEAM TOTALS	37	145	1.84	2.6	81




Shooting: (In-Turns)

Team	#SH	PTS	DIF	SWP	PCT
Team Lawton					
4:Stefanie Lawton	8	27	2.62	3.7	72
3:Sherry Anderson	3	14	1.34	3.3	95
2:Sherry Singler	7	31	1.72	4.3	92
1:Marliese Kasner	6	22	1.16	1.1	73
TEAM TOTALS	24	94	1.84	3.2	81
Team Jaggi					
4:Michele Jaggi	8	29	2.28	5.0	77
3:Carine Mattille	6	26	1.96	3.3	91
2:Stephanie Jaggi	4	18	1.16	3.3	91
1:Emilie Mattille	3	11	1.34	4.4	74
TEAM TOTALS	21	84	1.84	4.1	83

Shooting: (Out-Turns)

Team	#SH	PTS	DIF	SWP	PCT
Team Lawton					
4:Stefanie Lawton	6	21	1.34	3.3	70
3:Sherry Anderson	11	47	1.72	1.8	88
2:Sherry Singler	7	23	1.28	3.3	67
1:Marliese Kasner	8	38	1.26	2.5	96
TEAM TOTALS	32	129	1.44	2.6	82
Team Jaggi					
4:Michele Jaggi	6	22	2.16	2.8	77
3:Carine Mattille	8	25	2.34	1.7	66
2:Stephanie Jaggi	10	44	1.38	2.3	89
1:Emilie Mattille	11	46	1.28	1.5	85
TEAM TOTALS	35	137	1.70	2.0	81

Players' Championship --- Draw 6, Sheet D

Team	HMR	1	2	3	4	5	6	7	8	EE	Score
 Crystal Webster Calgary, AB		0	1	0	0	1	0	2	0	1	5
 Heather Nedohin Edmonton, AB		1	0	0	0	0	2	0	1	0	4
View Game Details											Admin

Shooting: (All Shots, All Turns)

Team Webster	#SH	PTS	DIF	SWP	PCT
4:Crystal Webster	18	79	2.02	3.7	92
3:Cathy Overton-Clapham	18	69	2.06	4.3	81
2:Geri-Lynn Ramsay	18	77	2.20	5.6	90
1:Jenn Gates	18	71	1.72	5.2	82
TEAM TOTALS	72	296	2.00	4.7	86
Team Nedohin	#SH	PTS	DIF	SWP	PCT
4:Heather Nedohin	18	67	2.26	4.4	79
3:Beth Iskiw	18	66	2.04	4.3	76
2:Mary-Anne Arsenault	18	65	2.34	3.9	77
1:Laine Peters	18	78	1.66	3.9	89
TEAM TOTALS	72	276	2.08	4.1	80

Shooting: (All Draws)

Team Webster	#SH	PTS	DIF	SWP	PCT
4:Crystal Webster	9	42	1.88	3.0	97
3:Cathy Overton-Clapham	6	25	2.00	3.9	88
2:Geri-Lynn Ramsay	8	34	2.00	4.2	89
1:Jenn Gates	14	58	1.64	5.0	86
TEAM TOTALS	37	159	1.84	4.1	89
Team Nedohin	#SH	PTS	DIF	SWP	PCT
4:Heather Nedohin	6	23	1.66	4.4	78
3:Beth Iskiw	9	40	1.44	4.1	91
2:Mary-Anne Arsenault	6	26	2.16	5.0	91
1:Laine Peters	14	61	1.58	3.1	89
TEAM TOTALS	35	150	1.66	3.9	88

Shooting: (In-Turns)

Team Webster	#SH	PTS	DIF	SWP	PCT
4:Crystal Webster	8	35	1.98	5.4	92
3:Cathy Overton-Clapham	11	46	1.96	4.8	88
2:Geri-Lynn Ramsay	9	40	2.20	5.2	94
1:Jenn Gates	11	42	1.72	6.1	79
TEAM TOTALS	39	163	1.96	5.4	88
Team Nedohin	#SH	PTS	DIF	SWP	PCT
4:Heather Nedohin	5	18	2.00	4.7	74
3:Beth Iskiw	7	22	2.18	3.8	66
2:Mary-Anne Arsenault	9	37	2.26	4.1	87
1:Laine Peters	10	40	1.80	4.3	83
TEAM TOTALS	31	117	2.04	4.2	79

Shooting: (All Hits)

Team Webster	#SH	PTS	DIF	SWP	PCT
4:Crystal Webster	9	37	2.14	4.4	87
3:Cathy Overton-Clapham	12	44	2.10	4.4	77
2:Geri-Lynn Ramsay	10	43	2.36	6.7	92
1:Jenn Gates	4	13	2.00	5.8	69
TEAM TOTALS	35	137	2.18	5.2	83
Team Nedohin	#SH	PTS	DIF	SWP	PCT
4:Heather Nedohin	12	44	2.56	4.4	79
3:Beth Iskiw	9	26	2.64	4.4	62
2:Mary-Anne Arsenault	12	39	2.42	3.3	69
1:Laine Peters	4	17	2.00	6.7	89
TEAM TOTALS	37	126	2.48	4.3	73

Shooting: (Out-Turns)

Team Webster	#SH	PTS	DIF	SWP	PCT
4:Crystal Webster	10	44	2.06	2.3	93
3:Cathy Overton-Clapham	7	23	2.22	3.3	70
2:Geri-Lynn Ramsay	9	37	2.20	5.9	87
1:Jenn Gates	7	29	1.72	3.8	86
TEAM TOTALS	33	133	2.06	3.8	85
Team Nedohin	#SH	PTS	DIF	SWP	PCT
4:Heather Nedohin	13	49	2.36	4.4	81
3:Beth Iskiw	11	44	1.96	4.5	83
2:Mary-Anne Arsenault	9	28	2.42	3.7	66
1:Laine Peters	8	38	1.50	3.3	97
TEAM TOTALS	41	159	2.10	4.1	81

Players' Championship: Event Leaders

Summary Statistics									
Team	GP	PF/G	PA/G	EF/G	EA/G	PF/E	PA/E	BE/G	
1. Homan, Rachel	2	13.64	2.73	6.36	2.73	2.14	1.00	0.91	
2. Muirhead, Eve	2	12.86	6.43	5.71	4.29	2.25	1.50	0.00	
3. Sigfridsson, Margaretha	2	10.00	5.63	5.63	3.75	1.78	1.50	0.63	
4. Tirinzoni, Silvana	3	7.50	5.83	5.00	4.17	1.50	1.40	0.83	
5. Jones, Jennifer	2	8.24	8.24	4.12	5.88	2.00	1.40	0.00	
6. Jaggi, Michele	3	7.39	7.83	4.35	4.78	1.70	1.64	0.87	
7. Webster, Crystal	3	5.65	6.96	3.91	3.91	1.44	1.78	2.17	
8. Middaugh, Sherry	2	6.88	8.75	3.75	4.38	1.83	2.00	1.88	
9. Sweeting, Valerie	2	8.75	10.63	5.00	4.38	1.75	2.43	0.63	
10. Hastings, Julie	3	6.40	8.40	4.40	5.20	1.45	1.62	0.40	
11. Lawton, Stefanie	3	6.19	9.52	4.76	4.29	1.30	2.22	0.95	
12. Nedohin, Heather	3	3.18	7.73	2.73	5.45	1.17	1.42	1.82	

GP = Games Played, W = Wins; L = Losses; PF/G = Points For per 10 End Game; PA/G = Points Against per 10 End Game; EF/G = Ends For per 10 End Game; EA/G = Ends Against per 10 End Game; PF/E = Points For per End; PA/E = Points Against per End; BE/G = Blanks Ends per 10 End Game.

With Hammer													
Team	GP	EF	EA	4+	3	2	PF/E	PA/E	PF (%)	PA (%)	HE	SAE	
1. Muirhead, Eve	2	6	0	1-0	0-0	4-0	2.50	0.00	15 (83)	0 (0)	0.83	0.00	
2. Middaugh, Sherry	2	6	0	0-0	1-0	3-0	1.57	0.00	11 (100)	0 (0)	0.67	0.00	
3. Homan, Rachel	2	5	0	0-0	2-0	1-0	1.67	0.00	10 (67)	0 (0)	0.60	0.00	
4. Sigfridsson, Margaretha	2	6	1	0-0	1-0	3-1	1.38	0.25	11 (69)	2 (22)	0.57	0.13	
5. Jones, Jennifer	2	6	4	1-0	0-0	3-1	1.20	0.50	12 (86)	5 (36)	0.40	0.40	
6. Sweeting, Valerie	2	7	1	0-0	2-1	1-0	1.33	0.33	12 (86)	3 (18)	0.38	0.11	
7. Jaggi, Michele	3	9	3	0-0	1-0	3-1	1.08	0.31	14 (82)	4 (22)	0.33	0.23	
8. Tirinzoni, Silvana	3	8	3	1-0	0-0	2-2	1.08	0.42	13 (72)	5 (36)	0.27	0.25	
9. Hastings, Julie	3	8	3	0-0	0-0	3-1	1.00	0.36	11 (69)	4 (19)	0.27	0.27	
10. Webster, Crystal	3	7	1	0-0	1-1	1-0	1.11	0.33	10 (77)	3 (19)	0.25	0.11	
11. Lawton, Stefanie	3	6	2	0-0	0-1	2-1	1.00	0.63	8 (62)	5 (25)	0.25	0.25	
12. Nedohin, Heather	3	6	5	0-0	0-0	1-2	0.47	0.47	7 (100)	7 (41)	0.09	0.33	

GP = Games Played, EF = Ends for; 4+ = 4pts or more points scored for - 4pts or more points scored against; 3 = 3 points scored for - 3 points scored against; 2 = 2 points scored for - 2 points scored against; PF/E = Points scored per end; PA/E = Point against per end; PA (%) = Point for (% of points for); PA (%) = Point against (% of points against); HE = Hammer efficiency, % of time taking 2+ points with hammer; SAE = Stolen against efficiency, % of time giving a stolen end.

Event Leaders

Without Hammer													
Team	GP	EF	EA	4+	3	2	PF/E	PA/E	PF (%)	PA (%)	FE	SE	
1. Homan, Rachel	2	2	3	0-0	1-0	1-0	1.00	0.60	5 (33)	3 (100)	1.00	0.40	
2. Nedohin, Heather	3	0	7	0-0	0-1	0-1	0.00	1.43	0 (0)	10 (59)	0.71	0.00	
3. Tirinzoni, Silvana	3	4	7	0-0	0-0	1-2	0.42	0.75	5 (28)	9 (64)	0.71	0.33	
4. Sigfridsson, Margaretha	2	3	5	0-0	1-0	0-2	0.63	0.88	5 (31)	7 (78)	0.60	0.38	
5. Lawton, Stefanie	3	4	7	0-1	0-1	1-1	0.38	1.15	5 (38)	15 (75)	0.57	0.31	
6. Middaugh, Sherry	2	0	7	0-1	0-2	0-0	0.00	1.56	0 (0)	14 (100)	0.57	0.00	
7. Webster, Crystal	3	2	8	0-0	0-1	1-3	0.21	0.93	3 (23)	13 (81)	0.50	0.14	
8. Muirhead, Eve	2	2	6	0-0	0-0	1-3	0.38	1.13	3 (17)	9 (100)	0.50	0.25	
9. Hastings, Julie	3	3	10	0-1	0-0	2-4	0.36	1.21	5 (31)	17 (81)	0.50	0.21	
10. Jones, Jennifer	2	1	6	0-0	0-0	1-3	0.29	1.29	2 (14)	9 (64)	0.50	0.14	
11. Jaggi, Michele	3	1	8	0-0	1-1	0-4	0.30	1.40	3 (18)	14 (78)	0.38	0.10	
12. Sweeting, Valerie	2	1	6	0-0	0-2	1-4	0.29	2.00	2 (14)	14 (82)	0.00	0.14	

GP = Games Played, EF = Ends for; 4+ = 4pts or more points scored for - 4pts or more points scored against; 3 = 3 points scored for - 3 points scored against; 2 = 2 points scored for - 2 points scored against; PF/E = Points scored per end; PA/E = Point against per end; PA (%) = Point for (% of points for); PA (%) = Point against (% of points against); FE = Force efficiency, % of time forcing 1 point without hammer; SE = Stolen against efficiency, % of time stealing an end.

Cumulative Stats Leaders By TEAM

TEAM	#Shots	Points	Difficulty	Sweeping	PCT
Ontario (Homan, R)	87	384	1.76	3.6	91.2
Scotland (Muirhead, E)	118	503	1.86	4.7	88.8
Ontario (Middaugh, S)	126	532	1.72	4.5	87.2
Alberta (Sweeting, V)	128	523	1.86	4.0	85.0
Sweden (Sigfridsson, M)	128	512	1.82	4.0	82.9
Manitoba (Jones, J)	136	544	1.74	5.1	82.8
Ontario (Hastings, J)	200	794	1.58	5.4	81.4
Switzerland (Tirinzoni, S)	189	746	1.54	4.6	81.1
Alberta (Webster, C)	181	701	1.98	4.3	81.0
Saskatchewan (Lawton, S)	171	669	1.74	3.3	80.7
Alberta (Nedohin, H)	181	685	2.04	4.1	79.1
Switzerland (Jaggi, M)	191	726	1.74	3.7	78.7

Cumulative Stats Leaders By Position

FOURTH	#Shots	Points	Difficulty	Sweeping	PCT
Rachel Homan (Homan)	22	102	1.72	3.6	95.6
Eve Muirhead (Muirhead)	29	126	1.86	5.3	90.3
Maria Prytz (Sigfridsson)	32	130	2.40	4.2	86.5
Julie Hastings (Hastings)	50	203	1.50	4.6	83.1
Sherry Middaugh (Middaugh)	30	119	2.00	4.1	82.9
Valerie Sweeting (Sweeting)	32	122	2.16	4.2	80.7
Crystal Webster (Webster)	44	168	2.10	3.6	80.3
Michele Jaggi (Jaggi)	47	177	2.06	3.3	79.0

Jennifer Jones (Jones)	34	128	1.86	4.3	78.6
Heather Nedohin (Nedohin)	44	162	2.50	4.2	78.5
Silvana Tirinzoni (Tirinzoni)	47	173	1.62	5.5	75.8
Stefanie Lawton (Lawton)	42	152	2.06	3.7	75.4

THIRD	#Shots	Points	Difficulty	Sweeping	PCT
Emma Miskew (Homan)	22	101	1.72	3.3	94.7
Kaitlyn Lawes (Jones)	34	149	1.62	5.2	90.3
Jo-Ann Rizzo (Middaugh)	32	136	2.00	5.0	89.1
Manuela Siegrist (Tirinzoni)	48	202	1.68	4.2	87.1
Anna Sloan (Muirhead)	30	121	1.90	3.4	84.2
Christina Bertrup (Sigfridsson)	32	129	1.84	4.6	83.6
Cheryl McPherson (Hastings)	50	202	1.62	6.4	83.0
Laura Crocker (Sweeting)	32	125	1.76	3.9	81.0
Sherry Anderson (Lawton)	44	169	1.90	2.9	80.1
Carine Mattille (Jaggi)	48	180	1.96	3.1	78.5
Beth Iskiw (Nedohin)	45	162	2.12	4.2	75.4
Cathy Overton-Clapham (Webster)	46	162	2.24	4.1	74.7

Cumulative Stats Leaders By Position

SECOND	#Shots	Points	Difficulty	Sweeping	PCT
Alison Kreviazuk (Homan)	22	99	1.80	4.2	93.8
Vicki Adams (Muirhead)	30	133	2.14	4.7	93.6
Lee Merklinger (Middaugh)	32	145	1.58	4.7	93.2
Jill Officer (Jones)	34	151	1.78	6.2	92.1
Dana Ferguson (Sweeting)	32	130	2.06	4.1	85.5
Stephanie Jaggi (Jaggi)	48	194	1.64	4.3	83.3
Geri-Lynn Ramsay (Webster)	46	180	2.08	5.1	82.1
Sherrri Singler (Lawton)	44	173	1.64	3.1	81.0
Stacey Smith (Hastings)	50	193	1.80	4.9	80.1
Mary-Anne Arseneault (Nedohin)	46	175	1.98	4.1	79.4
Esther Neuenschwander (Tirinzoni)	48	179	1.70	4.0	77.3
Maria Wennerstroem (Sigfridsson)	32	118	1.74	3.5	76.5

LEAD	#Shots	Points	Difficulty	Sweeping	PCT
Rachelle Pidherny (Sweeting)	32	146	1.40	4.0	92.9
Claire Hamilton (Muirhead)	29	123	1.56	5.3	87.0
Jenn Gates (Webster)	45	191	1.48	4.6	86.9
Marliese Kasner (Lawton)	41	175	1.34	3.7	86.6
Margaretha Sigfridsson (Sigfridsson)	32	135	1.28	3.9	85.2
Marlene Albrecht (Tirinzoni)	46	192	1.16	4.8	84.1
Leigh Armstrong (Middaugh)	32	132	1.28	4.1	83.5
Laine Peters (Nedohin)	46	186	1.56	3.8	83.1
Lisa Weagle (Homan)	21	82	1.76	3.2	80.4
Katrina Collins (Hastings)	50	196	1.38	5.7	79.3
Emilie Mattille (Jaggi)	48	175	1.30	4.0	74.0
Dawn McEwen (Jones)	34	116	1.70	4.8	70.2

Stats Explained

Below is important information describing the meaning of all statistics covered in this Stats Report:

HMR = Record with hammer to start game;
STL = Record without hammer to start game;
1-PT = Record in games decided by 1 point;
EE-H = Extra end record with hammer;
EE-S = Extra end record without hammer.

Game Statistics:

All game statistics are calculated based on 10 end games. For example, PF/G is calculated by taking the total points scored, multiplying by a constant (10) and dividing by the actual ends played.

PF/G = Points For per Game;
PA/G = Points Against per Game;
EF/G = Ends For per Game;
EA/G = Ends Against per Game;
BE/G = Blanks Ends per Game.

End Statistics:

PF/E = Points For per End. Total points scored divided by total ends taken. Offensive indicator.
PA/E = Points Against per End. Total points against divided by total ends against. Defensive indicator.

Efficiency Statistics:

HE = Hammer Efficiency = percentage of time taking 2 or more points with hammer. A team with a high hammer efficiency executes well with the hammer.

FE = Force Efficiency: percentage of time forcing 1 point without when the other team has the hammer. A team with a high force efficiency plays well defensively.

SE = Steal Efficiency = percentage of time stealing an end. A team with high steal efficiency is very good at stealing ends.

SAE = Steals Against Efficiency = percentage of time giving up a stolen end. A team with low steals against efficiency is very good at defending against stolen ends.

Player and Team Shooting Statistics:

Points (PTS) = Total Points Scored. X/5

Difficulty (DIF) = Average Degree of Difficulty. Degree of Difficulty is an automated micro-multiplier (between 1.000 - 1.200) based upon each shot thrown, including pre and post contact modifiers. Degree of difficulty factors into the overall Shooting Percentage.

Sweeping (SWP) = Average Sweep Factor. Average distance swept (percentage). Determines effective usage of sweepers for shots. Sweep factor is not factored into the overall Shooting Percentage.

Shooting Percentage (PCT) = Average Shooting Accuracy (percentage).