




























Players' Championship:

Draw 4: Wednesday Apr 16 2014 -- 16:30

Team		HMR	1	2	3	4	5	6	7	8	Score	
	Valerie Sweeting Edmonton, AB		2	0	1	0	1	2	0	0	6	
	Margaretha Sigfridsson Harnosand, SWE		0	3	0	2	0	0	2	3	10	
View Game Details											Admin	
Team		HMR	1	2	3	4	5	6	7	8	Score	
	Eve Muirhead Stirling, SCO		0	2	2	0	1	0	6	X	11	
	Stefanie Lawton Saskatoon, SK		1	0	0	2	0	1	0	X	4	
View Game Details											Admin	
Team		HMR	1	2	3	4	5	6	7	8	Score	
	Rachel Homan Ottawa, ON		0	3	3	0	2	X			8	
	Crystal Webster Calgary, AB		0	0	0	1	0	X			1	
View Game Details											Admin	
Team		HMR	1	2	3	4	5	6	7	8	Score	
	Silvana Tirinzoni Aarau, SUI		0	1	0	0	4	0	1	0	6	
	Sherry Middaugh Coldwater, ON		0	0	0	1	0	1	0	2	4	
View Game Details											Admin	
Team		HMR	1	2	3	4	5	6	7	8	EE	Score
	Jennifer Jones Winnipeg, MB		0	2	0	4	0	2	0	0	1	9
	Julie Hastings Thornhill, ON		1	0	1	0	2	0	2	2	0	8
View Game Details											Admin	

Players' Championship: Standings

Team		GP	W	L	PCT	DSC
Pool A						
	Sigfridsson, M (Harnosand, SWE)	2	2	0	1.000	
	Tirinzonei, S (Aarau, SUI)	2	2	0	1.000	
	Jones, J (Winnipeg, MB)	2	1	1	0.500	
	Sweeting, V (Edmonton, AB)	2	1	1	0.500	
	Hastings, J (Thornhill, ON)	2	0	2	0.000	
	Middaugh, S (Coldwater, ON)	2	0	2	0.000	
Pool B						
	Homan, R (Ottawa CC)	2	2	0	1.000	
	Muirhead, E (Stirling, SCO)	2	2	0	1.000	
	Lawton, S (Saskatoon, SK)	2	1	1	0.500	
	Webster, C (Calgary, AB)	2	1	1	0.500	
	Jaggi, M (Bern, SUI)	2	0	2	0.000	
	Nedohin, H (Edmonton, AB)	2	0	2	0.000	




LEGEND: GP = Games Played, W = Wins; L = Losses; PCT = Winning Percentage; DSC = Tiebreaker Shootout Distance.
";

Draw by Draw DSC Results

Tournament Grid Schedule

Completed Games	Remaining Games
>>> Sigfridsson, Margaretha	
Hastings(ON)(W6-3), Sweeting(AB)(W10-6),	Middaugh(ON)(7), Jones(MB)(9), Tirinzoni(SUI)(10),
>>> Tirinzoni, Silvana	
Jones(MB)(W6-5), Middaugh(ON)(W6-4),	Hastings(ON)(6), Sweeting(AB)(9), Sigfridsson(SWE)(10),
>>> Muirhead, Eve	
Jaggi(SUI)(W7-5), Lawton(SK)(W11-4),	Homan(ON)(7), Webster(AB)(9), Nedohin(AB)(10),
>>> Homan, Rachel	
Nedohin(AB)(W7-2), Webster(AB)(W8-1),	Muirhead(SCO)(7), Lawton(SK)(9), Jaggi(SUI)(10),
>>> Jones, Jennifer	
Tirinzoni(SUI)(L5-6), Hastings(ON)(W9-8),	Sweeting(AB)(7), Sigfridsson(SWE)(9), Middaugh(ON)(10),
>>> Lawton, Stefanie	
Nedohin(AB)(W5-1), Muirhead(SCO)(L4-11),	Jaggi(SUI)(6), Homan(ON)(9), Webster(AB)(11),
>>> Webster, Crystal	
Jaggi(SUI)(W7-4), Homan(ON)(L1-8),	Nedohin(AB)(6), Muirhead(SCO)(9), Lawton(SK)(11),
>>> Sweeting, Valerie	
Middaugh(ON)(W8-7), Sigfridsson(SWE)(L6-10),	Jones(MB)(7), Tirinzoni(SUI)(9), Hastings(ON)(11),
>>> Nedohin, Heather	
Homan(ON)(L2-7), Lawton(SK)(L1-5),	Webster(AB)(6), Jaggi(SUI)(8), Muirhead(SCO)(10),
>>> Jaggi, Michele	
Muirhead(SCO)(L5-7), Webster(AB)(L4-7),	Lawton(SK)(6), Nedohin(AB)(8), Homan(ON)(10),
>>> Middaugh, Sherry	
Sweeting(AB)(L7-8), Tirinzoni(SUI)(L4-6),	Sigfridsson(SWE)(7), Hastings(ON)(9), Jones(MB)(10),
>>> Hastings, Julie	
Sigfridsson(SWE)(L3-6), Jones(MB)(L8-9),	Tirinzoni(SUI)(6), Middaugh(ON)(9), Sweeting(AB)(11),

Players' Championship --- Draw 4, Sheet A

Team	HMR	1	2	3	4	5	6	7	8	Score
 Valerie Sweeting Edmonton, AB		2	0	1	0	1	2	0	0	6
 Margaretha Sigfridsson Harnosand, SWE		0	3	0	2	0	0	2	3	10
View Game Details										Admin

Shooting: (All Shots, All Turns)

Team Sweeting	#SH	PTS	DIF	SWP	PCT
4:Valerie Sweeting	16	62	1.80	3.5	80
3:Laura Crocker	16	64	1.78	5.0	83
2:Dana Ferguson	16	70	1.96	3.3	92
1:Rachelle Pidherny	16	75	1.44	4.2	95
TEAM TOTALS	64	271	1.74	4.0	88
Team Sigfridsson	#SH	PTS	DIF	SWP	PCT
4:Maria Prytz	16	67	2.50	3.8	90
3:Christina Bertrup	16	62	2.14	4.4	82
2:Maria Wennerstroem	16	59	1.80	3.7	76
1:Margaretha Sigfridsson	16	70	1.26	3.3	88
TEAM TOTALS	64	258	1.92	3.8	84

Shooting: (All Draws)

Team Sweeting	#SH	PTS	DIF	SWP	PCT
4:Valerie Sweeting	11	48	1.82	4.8	91
3:Laura Crocker	6	25	1.84	6.1	87
2:Dana Ferguson	8	36	1.88	3.7	94
1:Rachelle Pidherny	14	65	1.50	3.6	95
TEAM TOTALS	39	174	1.72	4.4	92
Team Sigfridsson	#SH	PTS	DIF	SWP	PCT
4:Maria Prytz	8	27	2.88	5.4	74
3:Christina Bertrup	7	26	2.00	5.2	77
2:Maria Wennerstroem	5	25	1.40	4.0	100
1:Margaretha Sigfridsson	13	58	1.24	3.6	90
TEAM TOTALS	33	136	1.82	4.4	85

Shooting: (All Hits)

Team Sweeting	#SH	PTS	DIF	SWP	PCT
4:Valerie Sweeting	5	14	1.76	0.7	56
3:Laura Crocker	10	39	1.76	4.3	81
2:Dana Ferguson	8	34	2.06	2.9	89
1:Rachelle Pidherny	2	10	1.00	8.3	100
TEAM TOTALS	25	97	1.78	3.5	80
Team Sigfridsson	#SH	PTS	DIF	SWP	PCT
4:Maria Prytz	8	40	2.12	2.1	100
3:Christina Bertrup	9	36	2.26	3.7	85
2:Maria Wennerstroem	11	34	2.00	3.6	65
1:Margaretha Sigfridsson	3	12	1.34	2.2	81
TEAM TOTALS	31	122	2.04	3.1	83




Shooting: (In-Turns)

Team Sweeting	#SH	PTS	DIF	SWP	PCT
4:Valerie Sweeting	9	35	1.66	3.0	80
3:Laura Crocker	9	41	1.76	4.1	95
2:Dana Ferguson	10	43	2.20	3.3	91
1:Rachelle Pidherny	8	39	1.26	4.2	99
TEAM TOTALS	36	158	1.74	3.6	91
Team Sigfridsson	#SH	PTS	DIF	SWP	PCT
4:Maria Prytz	5	16	2.40	4.7	66
3:Christina Bertrup	9	40	2.14	3.7	94
2:Maria Wennerstroem	7	23	1.54	2.4	67
1:Margaretha Sigfridsson	9	42	1.22	4.1	94
TEAM TOTALS	30	121	1.76	3.7	83

Shooting: (Out-Turns)

Team Sweeting	#SH	PTS	DIF	SWP	PCT
4:Valerie Sweeting	7	27	1.96	4.3	80
3:Laura Crocker	7	23	1.84	6.2	69
2:Dana Ferguson	6	27	1.58	3.3	92
1:Rachelle Pidherny	8	36	1.62	4.2	92
TEAM TOTALS	28	113	1.76	4.5	83
Team Sigfridsson	#SH	PTS	DIF	SWP	PCT
4:Maria Prytz	11	51	2.54	3.3	100
3:Christina Bertrup	7	22	2.14	5.2	66
2:Maria Wennerstroem	9	36	2.02	4.8	83
1:Margaretha Sigfridsson	7	28	1.28	2.4	80
TEAM TOTALS	34	137	2.06	3.9	85

Players' Championship --- Draw 4, Sheet B

Team	HMR	1	2	3	4	5	6	7	8	Score
 Eve Muirhead Stirling, SCO		0	2	2	0	1	0	6	X	11
 Stefanie Lawton Saskatoon, SK		1	0	0	2	0	1	0	X	4
View Game Details										Admin

Shooting: (All Shots, All Turns)

Team Muirhead	#SH	PTS	DIF	SWP	PCT
4:Eve Muirhead	14	59	1.76	6.2	87
3:Anna Sloan	14	59	1.72	2.9	87
2:Vicki Adams	14	63	2.26	4.0	95
1:Claire Hamilton	14	60	1.36	5.5	87
TEAM TOTALS	56	241	1.78	4.6	89
Team Lawton	#SH	PTS	DIF	SWP	PCT
4:Stefanie Lawton	14	39	2.28	5.7	58
3:Sherry Anderson	14	45	2.22	4.3	69
2:Sherrri Singler	14	49	1.78	2.1	73
1:Marliese Kasner	14	54	1.42	6.9	79
TEAM TOTALS	56	187	1.94	4.8	69

Shooting: (All Draws)

Team Muirhead	#SH	PTS	DIF	SWP	PCT
4:Eve Muirhead	9	39	1.44	5.6	88
3:Anna Sloan	7	29	1.58	4.3	85
2:Vicki Adams	5	24	2.20	6.0	100
1:Claire Hamilton	12	51	1.34	5.8	87
TEAM TOTALS	33	143	1.54	5.5	89
Team Lawton	#SH	PTS	DIF	SWP	PCT
4:Stefanie Lawton	7	25	1.72	5.7	74
3:Sherry Anderson	3	3	2.00	4.4	21
2:Sherrri Singler	6	18	1.84	3.3	62
1:Marliese Kasner	14	54	1.42	6.9	79
TEAM TOTALS	30	100	1.64	5.7	68

Shooting: (All Hits)

Team Muirhead	#SH	PTS	DIF	SWP	PCT
4:Eve Muirhead	5	20	2.36	7.3	89
3:Anna Sloan	7	30	1.86	1.4	85
2:Vicki Adams	9	39	2.30	3.0	92
1:Claire Hamilton	2	9	1.50	3.3	92
TEAM TOTALS	23	98	2.10	3.5	90
Team Lawton	#SH	PTS	DIF	SWP	PCT
4:Stefanie Lawton	7	14	2.86	5.7	43
3:Sherry Anderson	11	42	2.28	4.2	81
2:Sherrri Singler	8	31	1.76	1.2	80
TEAM TOTALS	26	87	2.28	3.7	71




Shooting: (In-Turns)

Team Muirhead	#SH	PTS	DIF	SWP	PCT
4:Eve Muirhead	12	49	1.66	5.6	84
3:Anna Sloan	4	18	2.00	5.0	95
2:Vicki Adams	6	27	2.54	6.1	96
TEAM TOTALS	22	94	1.96	5.6	89
Team Lawton	#SH	PTS	DIF	SWP	PCT
4:Stefanie Lawton	7	19	2.40	6.7	57
3:Sherry Anderson	10	31	2.18	3.0	66
2:Sherrri Singler	5	12	2.10	4.0	51
1:Marliese Kasner	6	19	1.34	9.4	64
TEAM TOTALS	28	81	2.04	5.5	60

Shooting: (Out-Turns)

Team Muirhead	#SH	PTS	DIF	SWP	PCT
4:Eve Muirhead	2	10	2.38	10.0	100
3:Anna Sloan	10	41	1.60	2.0	84
2:Vicki Adams	8	36	2.06	2.5	95
1:Claire Hamilton	14	60	1.36	5.5	87
TEAM TOTALS	34	147	1.66	4.0	89
Team Lawton	#SH	PTS	DIF	SWP	PCT
4:Stefanie Lawton	7	20	2.18	4.8	60
3:Sherry Anderson	4	14	2.34	7.5	75
2:Sherrri Singler	9	37	1.62	1.1	85
1:Marliese Kasner	8	35	1.50	5.0	90
TEAM TOTALS	28	106	1.82	4.0	78

Players' Championship --- Draw 4, Sheet C

Team	HMR	1	2	3	4	5	6	7	8	Score
 Rachel Homan Ottawa, ON		0	3	3	0	2	X			8
 Crystal Webster Calgary, AB		0	0	0	1	0	X			1
View Game Details										Admin

Shooting: (All Shots, All Turns)

Team Homan	#SH	PTS	DIF	SWP	PCT
4:Rachel Homan	10	49	1.68	2.3	100
3:Emma Miskew	10	46	1.90	2.7	95
2:Alison Kreviazuk	10	41	1.46	5.0	84
1:Lisa Weagle	10	43	1.70	2.3	89
TEAM TOTALS	40	179	1.68	3.1	92
Team Webster	#SH	PTS	DIF	SWP	PCT
4:Crystal Webster	10	30	2.08	2.7	63
3:Cathy Overton-Clapham	10	34	2.28	2.3	72
2:Geri-Lynn Ramsay	10	37	1.68	3.7	76
1:Jenn Gates	10	41	1.00	3.7	82
TEAM TOTALS	40	142	1.76	3.1	73

Shooting: (All Draws)

Team Homan	#SH	PTS	DIF	SWP	PCT
4:Rachel Homan	2	10	1.00	3.3	100
3:Emma Miskew	2	9	2.00	8.3	94
2:Alison Kreviazuk	1	5	2.00	3.3	100
1:Lisa Weagle	5	23	1.20	1.3	93
TEAM TOTALS	10	47	1.40	3.3	96
Team Webster	#SH	PTS	DIF	SWP	PCT
4:Crystal Webster	5	13	2.60	2.7	57
3:Cathy Overton-Clapham	9	30	2.22	2.6	70
2:Geri-Lynn Ramsay	6	21	1.66	5.0	72
1:Jenn Gates	8	31	1.00	3.7	78
TEAM TOTALS	28	95	1.82	3.5	70

Shooting: (All Hits)

Team Homan	#SH	PTS	DIF	SWP	PCT
4:Rachel Homan	8	39	1.86	2.1	100
3:Emma Miskew	8	37	1.88	1.2	96
2:Alison Kreviazuk	9	36	1.40	5.2	82
1:Lisa Weagle	5	20	2.20	3.3	84
TEAM TOTALS	30	132	1.78	3.0	91
Team Webster	#SH	PTS	DIF	SWP	PCT
4:Crystal Webster	5	17	1.56	2.7	68
3:Cathy Overton-Clapham	1	4	2.76	0.0	87
2:Geri-Lynn Ramsay	4	16	1.68	1.7	82
1:Jenn Gates	2	10	1.00	3.3	100
TEAM TOTALS	12	47	1.60	2.2	80




Shooting: (In-Turns)

Team Homan	#SH	PTS	DIF	SWP	PCT
4:Rachel Homan	2	10	1.88	3.3	100
3:Emma Miskew	5	25	1.34	3.3	100
2:Alison Kreviazuk	5	18	1.34	5.3	73
1:Lisa Weagle	4	14	1.50	2.5	70
TEAM TOTALS	16	67	1.44	3.7	85
Team Webster	#SH	PTS	DIF	SWP	PCT
4:Crystal Webster	5	10	2.36	2.0	42
3:Cathy Overton-Clapham	6	19	2.30	2.8	67
2:Geri-Lynn Ramsay	6	20	1.80	2.2	69
1:Jenn Gates	3	12	1.00	5.6	80
TEAM TOTALS	20	61	1.96	2.8	63

Shooting: (Out-Turns)

Team Homan	#SH	PTS	DIF	SWP	PCT
4:Rachel Homan	8	39	1.64	2.1	100
3:Emma Miskew	5	21	2.48	2.0	89
2:Alison Kreviazuk	5	23	1.60	4.7	95
1:Lisa Weagle	6	29	1.84	2.2	100
TEAM TOTALS	24	112	1.86	2.6	97
Team Webster	#SH	PTS	DIF	SWP	PCT
4:Crystal Webster	5	20	1.80	3.3	83
3:Cathy Overton-Clapham	4	15	2.26	1.7	79
2:Geri-Lynn Ramsay	4	17	1.50	5.8	87
1:Jenn Gates	7	29	1.00	2.9	83
TEAM TOTALS	20	81	1.56	3.3	83

Players' Championship --- Draw 4, Sheet D

Team	HMR	1	2	3	4	5	6	7	8	Score
 Silvana Tirinzoni Aarau, SUI		0	1	0	0	4	0	1	0	6
 Sherry Middaugh Coldwater, ON		0	0	0	1	0	1	0	2	4
View Game Details										Admin

Shooting: (All Shots, All Turns)

Team	#SH	PTS	DIF	SWP	PCT
Team Tirinzoni					
4:Silvana Tirinzoni	15	60	2.06	3.3	84
3:Manuela Siegrist	16	73	2.02	4.4	96
2:Esther Neuenschwander	16	52	1.42	3.5	66
1:Marlene Albrecht	14	57	1.42	3.8	83
TEAM TOTALS	61	242	1.74	3.8	82
Team Middaugh	#SH	PTS	DIF	SWP	PCT
4:Sherry Middaugh	14	55	2.12	3.3	82
3:Jo-Ann Rizzo	16	75	1.96	4.4	98
2:Lee Merklinger	16	73	1.42	4.2	93
1:Leigh Armstrong	16	68	1.18	4.4	86
TEAM TOTALS	62	271	1.66	4.1	90

Shooting: (All Draws)

Team	#SH	PTS	DIF	SWP	PCT
Team Tirinzoni					
4:Silvana Tirinzoni	3	11	1.34	4.4	74
3:Manuela Siegrist	3	14	2.66	5.6	100
2:Esther Neuenschwander	5	18	1.60	4.7	74
1:Marlene Albrecht	10	41	1.40	3.3	84
TEAM TOTALS	21	84	1.62	4.1	83
Team Middaugh	#SH	PTS	DIF <td>SWP</td> <td>PCT</td>	SWP	PCT
4:Sherry Middaugh	7	29	2.00	3.8	87
3:Jo-Ann Rizzo	8	38	2.12	5.4	100
2:Lee Merklinger	11	50	1.28	3.9	92
1:Leigh Armstrong	16	68	1.18	4.4	86
TEAM TOTALS	42	185	1.52	4.4	91

Shooting: (All Hits)

Team	#SH	PTS	DIF	SWP	PCT
Team Tirinzoni					
4:Silvana Tirinzoni	12	49	2.22	3.1	87
3:Manuela Siegrist	13	59	1.88	4.1	95
2:Esther Neuenschwander	11	34	1.34	3.0	63
1:Marlene Albrecht	4	16	1.50	5.0	83
TEAM TOTALS	40	158	1.80	3.6	82
Team Middaugh	#SH	PTS	DIF <td>SWP</td> <td>PCT</td>	SWP	PCT
4:Sherry Middaugh	7	26	2.22	2.9	77
3:Jo-Ann Rizzo	8	37	1.78	3.3	96
2:Lee Merklinger	5	23	1.76	4.7	95
TEAM TOTALS	20	86	1.94	3.5	89




Shooting: (In-Turns)

Team	#SH	PTS	DIF	SWP	PCT
Team Tirinzoni					
4:Silvana Tirinzoni	11	46	1.96	3.3	88
3:Manuela Siegrist	11	52	2.06	3.9	99
2:Esther Neuenschwander	13	41	1.36	3.3	64
1:Marlene Albrecht	10	41	1.40	3.3	84
TEAM TOTALS	45	180	1.68	3.5	83
Team Middaugh	#SH	PTS	DIF <td>SWP</td> <td>PCT</td>	SWP	PCT
4:Sherry Middaugh	10	37	2.22	4.3	77
3:Jo-Ann Rizzo	13	60	1.76	4.4	96
2:Lee Merklinger	12	58	1.56	4.2	99
1:Leigh Armstrong	11	49	1.18	5.5	90
TEAM TOTALS	46	204	1.68	4.6	91

Shooting: (Out-Turns)

Team	#SH	PTS	DIF	SWP	PCT
Team Tirinzoni					
4:Silvana Tirinzoni	4	14	2.32	3.3	74
3:Manuela Siegrist	5	21	1.94	5.3	88
2:Esther Neuenschwander	3	11	1.66	4.4	76
1:Marlene Albrecht	4	16	1.50	5.0	82
TEAM TOTALS	16	62	1.86	4.6	81
Team Middaugh	#SH	PTS	DIF <td>SWP</td> <td>PCT</td>	SWP	PCT
4:Sherry Middaugh	4	18	1.84	0.8	94
3:Jo-Ann Rizzo	3	15	2.76	4.4	100
2:Lee Merklinger	4	15	1.00	4.2	75
1:Leigh Armstrong	5	19	1.20	2.0	77
TEAM TOTALS	16	67	1.60	2.7	87

Players' Championship --- Draw 4, Sheet E

Team	HMR	1	2	3	4	5	6	7	8	EE	Score
 Jennifer Jones Winnipeg, MB		0	2	0	4	0	2	0	0	1	9
 Julie Hastings Thornhill, ON		1	0	1	0	2	0	2	2	0	8
View Game Details											Admin

Shooting: (All Shots, All Turns)

Team Jones	#SH	PTS	DIF	SWP	PCT
4:Jennifer Jones	18	68	1.82	3.7	79
3:Kaitlyn Lawes	18	80	1.74	5.4	92
2:Jill Officer	18	79	1.82	7.2	91
1:Dawn McEwen	18	51	1.84	5.0	59
TEAM TOTALS	72	278	1.80	5.3	80
Team Hastings	#SH	PTS	DIF	SWP	PCT
4:Julie Hastings	18	75	1.72	5.0	86
3:Cheryl McPherson	18	71	1.64	6.3	81
2:Stacey Smith	18	74	1.86	3.5	86
1:Katrina Collins	18	77	1.28	5.9	86
TEAM TOTALS	72	297	1.62	5.2	85

Shooting: (All Draws)

Team Jones	#SH	PTS	DIF	SWP	PCT
4:Jennifer Jones	3	8	1.00	0.0	53
3:Kaitlyn Lawes	4	18	1.50	4.2	92
2:Jill Officer	3	14	2.00	6.7	98
1:Dawn McEwen	12	39	1.58	6.7	67
TEAM TOTALS	22	79	1.54	5.3	74
Team Hastings	#SH	PTS	DIF	SWP	PCT
4:Julie Hastings	12	49	1.54	5.8	84
3:Cheryl McPherson	10	42	1.30	5.3	85
2:Stacey Smith	12	54	1.58	3.9	93
1:Katrina Collins	17	74	1.30	6.3	88
TEAM TOTALS	51	219	1.42	5.4	88

Shooting: (All Hits)

Team Jones	#SH	PTS	DIF	SWP	PCT
4:Jennifer Jones	15	60	1.98	4.4	84
3:Kaitlyn Lawes	14	62	1.80	5.7	92
2:Jill Officer	15	65	1.78	7.3	90
1:Dawn McEwen	6	12	2.34	1.7	42
TEAM TOTALS	50	199	1.92	5.3	83
Team Hastings	#SH	PTS	DIF	SWP	PCT
4:Julie Hastings	6	26	2.08	3.3	91
3:Cheryl McPherson	8	29	2.06	7.5	75
2:Stacey Smith	6	20	2.44	2.8	72
1:Katrina Collins	1	3	1.00	0.0	60
TEAM TOTALS	21	78	2.12	4.6	78

Shooting: (In-Turns)

Team Jones	#SH	PTS	DIF	SWP	PCT
4:Jennifer Jones	11	43	1.82	3.3	82
3:Kaitlyn Lawes	9	36	1.78	5.6	83
2:Jill Officer	10	43	1.80	7.7	89
1:Dawn McEwen	5	11	2.00	6.7	46
TEAM TOTALS	35	133	1.84	5.6	79
Team Hastings	#SH	PTS	DIF	SWP	PCT
4:Julie Hastings	11	46	1.90	5.5	87
3:Cheryl McPherson	10	44	1.40	6.0	90
2:Stacey Smith	9	37	1.96	3.3	86
1:Katrina Collins	6	24	1.50	6.1	82
TEAM TOTALS	36	151	1.72	5.2	87

Shooting: (Out-Turns)

Team Jones	#SH	PTS	DIF	SWP	PCT
4:Jennifer Jones	7	25	1.82	4.3	74
3:Kaitlyn Lawes	9	44	1.68	5.2	100
2:Jill Officer	8	36	1.84	6.7	94
1:Dawn McEwen	13	40	1.76	4.4	64
TEAM TOTALS	37	145	1.78	5.0	81
Team Hastings	#SH	PTS	DIF	SWP	PCT
4:Julie Hastings	7	29	1.42	4.3	84
3:Cheryl McPherson	8	27	1.94	6.7	69
2:Stacey Smith	9	37	1.78	3.7	85
1:Katrina Collins	12	53	1.16	5.8	89
TEAM TOTALS	36	146	1.54	5.2	83

Players' Championship: Event Leaders

Summary Statistics									
Team	GP	PF/G	PA/G	EF/G	EA/G	PF/E	PA/E	BE/G	
1. Homan, Rachel	2	13.64	2.73	6.36	2.73	2.14	1.00	0.91	
2. Muirhead, Eve	2	12.86	6.43	5.71	4.29	2.25	1.50	0.00	
3. Sigfridsson, Margaretha	2	10.00	5.63	5.63	3.75	1.78	1.50	0.63	
4. Tirinzoni, Silvana	2	7.50	5.63	5.00	3.75	1.50	1.50	1.25	
5. Jones, Jennifer	2	8.24	8.24	4.12	5.88	2.00	1.40	0.00	
6. Sweeting, Valerie	2	8.75	10.63	5.00	4.38	1.75	2.43	0.63	
7. Middaugh, Sherry	2	6.88	8.75	3.75	4.38	1.83	2.00	1.88	
8. Lawton, Stefanie	2	6.43	8.57	5.00	3.57	1.29	2.40	1.43	
9. Hastings, Julie	2	6.47	8.82	4.12	5.29	1.57	1.67	0.59	
10. Webster, Crystal	2	5.71	8.57	3.57	4.29	1.60	2.00	2.14	
11. Jaggi, Michele	2	5.63	8.75	3.75	5.00	1.50	1.75	1.25	
12. Nedohin, Heather	2	2.31	9.23	2.31	6.15	1.00	1.50	1.54	

GP = Games Played, W = Wins; L = Losses; PF/G = Points For per 10 End Game; PA/G = Points Against per 10 End Game; EF/G = Ends For per 10 End Game; EA/G = Ends Against per 10 End Game; PF/E = Points For per End; PA/E = Points Against per End; BE/G = Blanks Ends per 10 End Game.

With Hammer													
Team	GP	EF	EA	4+	3	2	PF/E	PA/E	PF (%)	PA (%)	HE	SAE	
1. Muirhead, Eve	2	6	0	1-0	0-0	4-0	2.50	0.00	15 (83)	0 (0)	0.83	0.00	
2. Middaugh, Sherry	2	6	0	0-0	1-0	3-0	1.57	0.00	11 (100)	0 (0)	0.67	0.00	
3. Homan, Rachel	2	5	0	0-0	2-0	1-0	1.67	0.00	10 (67)	0 (0)	0.60	0.00	
4. Sigfridsson, Margaretha	2	6	1	0-0	1-0	3-1	1.38	0.25	11 (69)	2 (22)	0.57	0.13	
5. Jones, Jennifer	2	6	4	1-0	0-0	3-1	1.20	0.50	12 (86)	5 (36)	0.40	0.40	
6. Sweeting, Valerie	2	7	1	0-0	2-1	1-0	1.33	0.33	12 (86)	3 (18)	0.38	0.11	
7. Hastings, Julie	2	6	2	0-0	0-0	3-0	1.13	0.25	9 (82)	2 (13)	0.38	0.25	
8. Jaggi, Michele	2	6	2	0-0	0-0	3-1	1.00	0.33	9 (100)	3 (21)	0.38	0.22	
9. Tirinzoni, Silvana	2	5	1	1-0	0-0	1-1	1.29	0.29	9 (75)	2 (22)	0.33	0.14	
10. Webster, Crystal	2	4	1	0-0	1-1	0-0	1.00	0.50	6 (75)	3 (25)	0.20	0.17	
11. Lawton, Stefanie	2	4	1	0-0	0-0	1-1	1.00	0.40	5 (56)	2 (17)	0.20	0.20	
12. Nedohin, Heather	2	3	4	0-0	0-0	0-2	0.33	0.67	3 (100)	6 (50)	0.00	0.44	

GP = Games Played, EF = Ends for; 4+ = 4pts or more points scored for - 4pts or more points scored against; 3 = 3 points scored for - 3 points scored against; 2 = 2 points scored for - 2 points scored against; PF/E = Points scored per end; PA/E = Point against per end; PA (%) = Point for (% of points for); PA (%) = Point against (% of points against); HE = Hammer efficiency, % of time taking 2+ points with hammer; SAE = Stolen against efficiency, % of time giving a stolen end.

Event Leaders

Without Hammer												
Team	GP	EF	EA	4+	3	2	PF/E	PA/E	PF (%)	PA (%)	FE	SE
1. Homan, Rachel	2	2	3	0-0	1-0	1-0	1.00	0.60	5 (33)	3 (100)	1.00	0.40
2. Nedohin, Heather	2	0	4	0-0	0-1	0-0	0.00	1.50	0 (0)	6 (50)	0.75	0.00
3. Sigfridsson, Margaretha	2	3	5	0-0	1-0	0-2	0.63	0.88	5 (31)	7 (78)	0.60	0.38
4. Tirinzoni, Silvana	2	3	5	0-0	0-0	0-2	0.33	0.78	3 (25)	7 (78)	0.60	0.33
5. Middaugh, Sherry	2	0	7	0-1	0-2	0-0	0.00	1.56	0 (0)	14 (100)	0.57	0.00
6. Lawton, Stefanie	2	3	4	0-1	0-0	1-1	0.44	1.11	4 (44)	10 (83)	0.50	0.33
7. Muirhead, Eve	2	2	6	0-0	0-0	1-3	0.38	1.13	3 (17)	9 (100)	0.50	0.25
8. Jones, Jennifer	2	1	6	0-0	0-0	1-3	0.29	1.29	2 (14)	9 (64)	0.50	0.14
9. Hastings, Julie	2	1	7	0-1	0-0	1-3	0.22	1.44	2 (18)	13 (87)	0.43	0.11
10. Webster, Crystal	2	1	5	0-0	0-1	1-2	0.25	1.13	2 (25)	9 (75)	0.40	0.13
11. Jaggi, Michele	2	0	6	0-0	0-1	0-3	0.00	1.57	0 (0)	11 (79)	0.33	0.00
12. Sweeting, Valerie	2	1	6	0-0	0-2	1-4	0.29	2.00	2 (14)	14 (82)	0.00	0.14

GP = Games Played, EF = Ends for; 4+ = 4pts or more points scored for - 4pts or more points scored against; 3 = 3 points scored for - 3 points scored against; 2 = 2 points scored for - 2 points scored against; PF/E = Points scored per end; PA/E = Point against per end; PA (%) = Point for (% of points for); PA (%) = Point against (% of points against); FE = Force efficiency, % of time forcing 1 point without hammer; SE = Stolen against efficiency, % of time stealing an end.

Cumulative Stats Leaders By TEAM

TEAM	#Shots	Points	Difficulty	Sweeping	PCT
Ontario (Homan, R)	87	384	1.76	3.6	91.2
Scotland (Muirhead, E)	118	503	1.86	4.7	88.8
Ontario (Middaugh, S)	126	532	1.72	4.5	87.2
Alberta (Sweeting, V)	128	523	1.86	4.0	85.0
Sweden (Sigfridsson, M)	128	512	1.82	4.0	82.9
Manitoba (Jones, J)	136	544	1.74	5.1	82.8
Ontario (Hastings, J)	136	542	1.62	4.9	81.9
Switzerland (Tirinzoni, S)	125	496	1.62	3.9	81.8
Saskatchewan (Lawton, S)	115	446	1.80	3.5	80.3
Alberta (Nedohin, H)	109	409	2.00	4.1	78.4
Alberta (Webster, C)	109	405	1.98	4.1	77.5
Switzerland (Jaggi, M)	135	505	1.72	4.0	77.5

Cumulative Stats Leaders By Position

FOURTH	#Shots	Points	Difficulty	Sweeping	PCT
Rachel Homan (Homan)	22	102	1.72	3.6	95.6
Eve Muirhead (Muirhead)	29	126	1.86	5.3	90.3
Maria Prytz (Sigfridsson)	32	130	2.40	4.2	86.5
Julie Hastings (Hastings)	34	139	1.58	3.9	84.0
Sherry Middaugh (Middaugh)	30	119	2.00	4.1	82.9
Valerie Sweeting (Sweeting)	32	122	2.16	4.2	80.7
Michele Jaggi (Jaggi)	33	126	2.00	3.0	79.8
Jennifer Jones (Jones)	34	128	1.86	4.3	78.6

Silvana Tirinzoni (Tirinzoni)	31	117	1.80	4.9	78.5
Heather Nedohin (Nedohin)	26	95	2.66	4.0	78.3
Stefanie Lawton (Lawton)	28	104	2.06	3.7	77.5
Crystal Webster (Webster)	26	89	2.16	3.5	72.1

THIRD	#Shots	Points	Difficulty	Sweeping	PCT
Emma Miskew (Homan)	22	101	1.72	3.3	94.7
Kaitlyn Lawes (Jones)	34	149	1.62	5.2	90.3
Jo-Ann Rizzo (Middaugh)	32	136	2.00	5.0	89.1
Manuela Siegrist (Tirinzoni)	32	133	1.84	3.6	86.6
Anna Sloan (Muirhead)	30	121	1.90	3.4	84.2
Christina Bertrup (Sigfridsson)	32	129	1.84	4.6	83.6
Laura Crocker (Sweeting)	32	125	1.76	3.9	81.0
Cheryl McPherson (Hastings)	34	133	1.70	5.8	80.6
Carine Mattille (Jaggi)	34	129	1.86	3.4	79.1
Sherry Anderson (Lawton)	30	108	2.02	3.2	75.8
Beth Iskiw (Nedohin)	27	96	2.16	4.2	74.8
Cathy Overton-Clapham (Webster)	28	93	2.36	4.0	70.9

[Cumulative Stats Leaders By Position](#)

SECOND	#Shots	Points	Difficulty	Sweeping	PCT
Alison Kreviazuk (Homan)	22	99	1.80	4.2	93.8
Vicki Adams (Muirhead)	30	133	2.14	4.7	93.6
Lee Merklinger (Middaugh)	32	145	1.58	4.7	93.2
Jill Officer (Jones)	34	151	1.78	6.2	92.1
Dana Ferguson (Sweeting)	32	130	2.06	4.1	85.5
Sherri Singler (Lawton)	30	119	1.72	2.8	81.9
Mary-Anne Arseneault (Nedohin)	28	110	1.76	4.3	81.1
Stephanie Jaggi (Jaggi)	34	132	1.76	5.0	80.6
Stacey Smith (Hastings)	34	128	1.90	4.2	78.6
Esther Neuenschwander (Tirinzoni)	32	121	1.56	3.3	77.9
Geri-Lynn Ramsay (Webster)	28	103	2.02	4.8	76.8
Maria Wennerstroem (Sigfridsson)	32	118	1.74	3.5	76.5

LEAD	#Shots	Points	Difficulty	Sweeping	PCT
Rachelle Pidherny (Sweeting)	32	146	1.40	4.0	92.9
Jenn Gates (Webster)	27	120	1.34	4.2	90.3
Claire Hamilton (Muirhead)	29	123	1.56	5.3	87.0
Marliese Kasner (Lawton)	27	115	1.40	4.6	86.6
Margaretha Sigfridsson (Sigfridsson)	32	135	1.28	3.9	85.2
Marlene Albrecht (Tirinzoni)	30	125	1.24	3.9	84.3
Katrina Collins (Hastings)	34	142	1.32	5.8	84.2
Leigh Armstrong (Middaugh)	32	132	1.28	4.1	83.5
Lisa Weagle (Homan)	21	82	1.76	3.2	80.4
Laine Peters (Nedohin)	28	108	1.50	3.8	79.1
Emilie Mattille (Jaggi)	34	118	1.30	4.7	70.4
Dawn McEwen (Jones)	34	116	1.70	4.8	70.2

Stats Explained

Below is important information describing the meaning of all statistics covered in this Stats Report:

HMR = Record with hammer to start game;
STL = Record without hammer to start game;
1-PT = Record in games decided by 1 point;
EE-H = Extra end record with hammer;
EE-S = Extra end record without hammer.

Game Statistics:

All game statistics are calculated based on 10 end games. For example, PF/G is calculated by taking the total points scored, multiplying by a constant (10) and dividing by the actual ends played.

PF/G = Points For per Game;
PA/G = Points Against per Game;
EF/G = Ends For per Game;
EA/G = Ends Against per Game;
BE/G = Blanks Ends per Game.

End Statistics:

PF/E = Points For per End. Total points scored divided by total ends taken. Offensive indicator.
PA/E = Points Against per End. Total points against divided by total ends against. Defensive indicator.

Efficiency Statistics:

HE = Hammer Efficiency = percentage of time taking 2 or more points with hammer. A team with a high hammer efficiency executes well with the hammer.

FE = Force Efficiency: percentage of time forcing 1 point without when the other team has the hammer. A team with a high force efficiency plays well defensively.

SE = Steal Efficiency = percentage of time stealing an end. A team with high steal efficiency is very good at stealing ends.

SAE = Steals Against Efficiency = percentage of time giving up a stolen end. A team with low steals against efficiency is very good at defending against stolen ends.

Player and Team Shooting Statistics:

Points (PTS) = Total Points Scored. X/5

Difficulty (DIF) = Average Degree of Difficulty. Degree of Difficulty is an automated micro-multiplier (between 1.000 - 1.200) based upon each shot thrown, including pre and post contact modifiers. Degree of difficulty factors into the overall Shooting Percentage.

Sweeping (SWP) = Average Sweep Factor. Average distance swept (percentage). Determines effective usage of sweepers for shots. Sweep factor is not factored into the overall Shooting Percentage.

Shooting Percentage (PCT) = Average Shooting Accuracy (percentage).

<