





















Players' Championship:
Draw 2: Wednesday Apr 16 2014 -- 09:30

Team	HMR	1	2	3	4	5	6	7	8	EE	Score
 Michele Jaggi Bern, SUI		0	1	0	0	0	1	0	2	0	4
 Crystal Webster Calgary, AB		0	0	0	1	2	0	1	0	3	7
View Game Details											Admin
Team	HMR	1	2	3	4	5	6	7	8	Score	
 Valerie Sweeting Edmonton, AB		0	3	0	1	0	1	0	3	8	
 Sherry Middaugh Coldwater, ON		0	0	2	0	3	0	2	0	7	
View Game Details											Admin
Team	HMR	1	2	3	4	5	6	7	8	Score	
 Margaretha Sigfridsson Harnosand, SWE		0	1	0	1	1	0	2	1	6	
 Julie Hastings Thornhill, ON		0	0	2	0	0	1	0	0	3	
View Game Details											Admin
Team	HMR	1	2	3	4	5	6	7	8	Score	
 Heather Nedohein Edmonton, AB		0	1	0	0	0	0	0	X	1	
 Stefanie Lawton Saskatoon, SK		1	0	1	0	1	2	0	X	5	
View Game Details											Admin

Players' Championship:
Standings

Team	GP	W	L	PCT	DSC
Pool A					
 Sigfridsson, M (Harnosand, SWE)	1	1	0	1.000	
 Sweeting, V (Edmonton, AB)	1	1	0	1.000	
 Tirinzone, S (Aarau, SUI)	1	1	0	1.000	
 Hastings, J (Thornhill, ON)	1	0	1	0.000	
 Jones, J (Winnipeg, MB)	1	0	1	0.000	
 Middaugh, S (Coldwater, ON)	1	0	1	0.000	
Pool B					
 Homan, R (Ottawa CC)	1	1	0	1.000	
 Lawton, S (Saskatoon, SK)	1	1	0	1.000	
 Muirhead, E (Stirling, SCO)	1	1	0	1.000	
 Webster, C (Calgary, AB)	1	1	0	1.000	
 Jaggi, M (Bern, SUI)	2	0	2	0.000	
 Nedohein, H (Edmonton, AB)	2	0	2	0.000	



LEGEND: GP = Games Played, W = Wins; L = Losses; PCT = Winning Percentage; DSC = Tiebreaker Shootout Distance.
 ";

Draw by Draw DSC Results

Tournament Grid Schedule

Completed Games	Remaining Games
>>> Lawton, Stefanie	
Nedohin(AB)(W5-1),	Muirhead(SCO)(4), Jaggi(SUI)(6), Homan(ON)(9), Webster(AB)(11),
>>> Webster, Crystal	
Jaggi(SUI)(W7-4),	Homan(ON)(4), Nedohin(AB)(6), Muirhead(SCO)(9), Lawton(SK)(11),
>>> Sigfridsson, Margaretha	
Hastings(ON)(W6-3),	Sweeting(AB)(4), Middaugh(ON)(7), Jones(MB)(9), Tirinzoni(SUI)(10),
>>> Tirinzoni, Silvana	
Jones(MB)(W6-5),	Middaugh(ON)(4), Hastings(ON)(6), Sweeting(AB)(9), Sigfridsson(SWE)(10),
>>> Muirhead, Eve	
Jaggi(SUI)(W7-5),	Lawton(SK)(4), Homan(ON)(7), Webster(AB)(9), Nedohin(AB)(10),
>>> Homan, Rachel	
Nedohin(AB)(W7-2),	Webster(AB)(4), Muirhead(SCO)(7), Lawton(SK)(9), Jaggi(SUI)(10),
>>> Sweeting, Valerie	
Middaugh(ON)(W8-7),	Sigfridsson(SWE)(4), Jones(MB)(7), Tirinzoni(SUI)(9), Hastings(ON)(11),
>>> Jones, Jennifer	
Tirinzoni(SUI)(L5-6),	Hastings(ON)(4), Sweeting(AB)(7), Sigfridsson(SWE)(9), Middaugh(ON)(10),
>>> Hastings, Julie	
Sigfridsson(SWE)(L3-6),	Jones(MB)(4), Tirinzoni(SUI)(6), Middaugh(ON)(9), Sweeting(AB)(11),
>>> Middaugh, Sherry	
Sweeting(AB)(L7-8),	Tirinzoni(SUI)(4), Sigfridsson(SWE)(7), Hastings(ON)(9), Jones(MB)(10),
>>> Jaggi, Michele	
Muirhead(SCO)(L5-7), Webster(AB)(L4-7),	Lawton(SK)(6), Nedohin(AB)(8), Homan(ON)(10),
>>> Nedohin, Heather	
Homan(ON)(L2-7), Lawton(SK)(L1-5),	Webster(AB)(6), Jaggi(SUI)(8), Muirhead(SCO)(10),

Players' Championship --- Draw 2, Sheet A

Team		HMR	1	2	3	4	5	6	7	8	EE	Score
	Michele Jaggi Bern, SUI		0	1	0	0	0	1	0	2	0	4
	Crystal Webster Calgary, AB		0	0	0	1	2	0	1	0	3	7
View Game Details											Admin	

Shooting: (All Shots, All Turns)

Team	#SH	PTS	DIF	SWP	PCT
Team Jaggi					
4:Michele Jaggi	18	66	2.20	3.1	77
3:Carine Mattille	18	65	1.84	3.5	75
2:Stephanie Jaggi	18	70	1.66	5.0	80
1:Emilie Mattille	18	56	1.28	5.4	63
TEAM TOTALS	72	257	1.74	4.3	74
Team Webster					
4:Crystal Webster	16	59	2.22	4.0	78
3:Cathy Overton-Clapham	18	59	2.42	5.0	70
2:Geri-Lynn Ramsay	18	66	2.20	5.4	77
1:Jenn Gates	17	79	1.52	4.5	95
TEAM TOTALS	69	263	2.10	4.7	80

Shooting: (All Draws)

Team	#SH	PTS	DIF	SWP	PCT
Team Jaggi					
4:Michele Jaggi	8	32	2.00	3.3	84
3:Carine Mattille	10	35	1.70	3.3	72
2:Stephanie Jaggi	8	37	1.50	4.2	95
1:Emilie Mattille	17	53	1.30	5.3	63
TEAM TOTALS	43	157	1.56	4.3	75
Team Webster					
4:Crystal Webster	7	21	2.72	4.3	66
3:Cathy Overton-Clapham	1	4	1.00	3.3	80
2:Geri-Lynn Ramsay	5	19	2.20	5.3	80
1:Jenn Gates	15	69	1.60	4.7	95
TEAM TOTALS	28	113	1.96	4.6	84

Shooting: (All Hits)

Team	#SH	PTS	DIF	SWP	PCT
Team Jaggi					
4:Michele Jaggi	10	34	2.38	3.0	72
3:Carine Mattille	8	30	2.04	3.7	79
2:Stephanie Jaggi	10	33	1.78	5.7	69
1:Emilie Mattille	1	3	1.00	6.7	60
TEAM TOTALS	29	100	2.02	4.3	72
Team Webster					
4:Crystal Webster	9	38	1.84	3.7	88
3:Cathy Overton-Clapham	17	55	2.50	5.1	70
2:Geri-Lynn Ramsay	13	47	2.22	5.4	76
1:Jenn Gates	2	10	1.00	3.3	100
TEAM TOTALS	41	150	2.18	4.8	77



Shooting: (In-Turns)

Team	#SH	PTS	DIF	SWP	PCT
Team Jaggi					
4:Michele Jaggi	10	35	2.48	3.0	74
3:Carine Mattille	8	23	1.76	4.6	60
2:Stephanie Jaggi	5	21	1.66	6.7	87
1:Emilie Mattille	3	11	1.00	6.7	73
TEAM TOTALS	26	90	1.92	4.6	72
Team Webster					
4:Crystal Webster	11	43	2.40	3.9	84
3:Cathy Overton-Clapham	13	42	2.66	4.9	70
2:Geri-Lynn Ramsay	10	39	2.12	5.3	82
1:Jenn Gates	7	35	1.42	2.9	100
TEAM TOTALS	41	159	2.24	4.4	82

Shooting: (Out-Turns)

Team	#SH	PTS	DIF	SWP	PCT
Team Jaggi					
4:Michele Jaggi	8	31	1.88	3.3	81
3:Carine Mattille	10	42	1.92	2.7	88
2:Stephanie Jaggi	13	49	1.66	4.4	78
1:Emilie Mattille	15	45	1.34	5.1	61
TEAM TOTALS	46	167	1.64	4.1	75
Team Webster					
4:Crystal Webster	5	16	1.80	4.0	66
3:Cathy Overton-Clapham	5	17	1.76	5.3	71
2:Geri-Lynn Ramsay	8	27	2.32	5.4	71
1:Jenn Gates	10	44	1.60	5.7	90
TEAM TOTALS	28	104	1.88	5.2	77

Players' Championship --- Draw 2, Sheet B

Team	HMR	1	2	3	4	5	6	7	8	Score
 Valerie Sweeting Edmonton, AB		0	3	0	1	0	1	0	3	8
 Sherry Middaugh Coldwater, ON		0	0	2	0	3	0	2	0	7
View Game Details										Admin

Shooting: (All Shots, All Turns)

Team Sweeting	#SH	PTS	DIF	SWP	PCT
4:Valerie Sweeting	16	60	2.54	4.8	81
3:Laura Crocker	16	61	1.76	2.7	79
2:Dana Ferguson	16	60	2.16	4.8	79
1:Rachelle Pidherny	16	71	1.38	3.7	90
TEAM TOTALS	64	252	1.96	4.0	83
Team Middaugh	#SH	PTS	DIF	SWP	PCT
4:Sherry Middaugh	16	64	1.90	4.8	84
3:Jo-Ann Rizzo	16	61	2.04	5.6	80
2:Lee Merklinger	16	72	1.74	5.2	93
1:Leigh Armstrong	16	64	1.36	3.8	81
TEAM TOTALS	64	261	1.76	4.8	84

Shooting: (All Draws)

Team Sweeting	#SH	PTS	DIF	SWP	PCT
4:Valerie Sweeting	4	15	2.00	3.3	79
3:Laura Crocker	7	22	1.42	2.9	64
2:Dana Ferguson	8	25	1.62	5.4	64
1:Rachelle Pidherny	12	55	1.42	3.9	94
TEAM TOTALS	31	117	1.54	4.0	77
Team Middaugh	#SH	PTS	DIF	SWP	PCT
4:Sherry Middaugh	8	30	1.26	4.2	76
3:Jo-Ann Rizzo	8	28	1.76	5.8	72
2:Lee Merklinger	6	26	1.84	7.2	90
1:Leigh Armstrong	13	53	1.08	3.8	82
TEAM TOTALS	35	137	1.40	5.0	80

Shooting: (All Hits)

Team Sweeting	#SH	PTS	DIF	SWP	PCT
4:Valerie Sweeting	12	45	2.72	5.3	82
3:Laura Crocker	9	39	2.00	2.6	90
2:Dana Ferguson	8	35	2.70	4.2	95
1:Rachelle Pidherny	4	16	1.26	3.3	81
TEAM TOTALS	33	135	2.34	4.0	87
Team Middaugh	#SH	PTS	DIF	SWP	PCT
4:Sherry Middaugh	8	34	2.56	5.4	91
3:Jo-Ann Rizzo	8	33	2.34	5.4	87
2:Lee Merklinger	10	46	1.70	4.0	95
1:Leigh Armstrong	3	11	2.58	3.3	79
TEAM TOTALS	29	124	2.20	4.7	90



Shooting: (In-Turns)

Team Sweeting	#SH	PTS	DIF	SWP	PCT
4:Valerie Sweeting	7	23	2.04	4.3	70
3:Laura Crocker	4	19	1.50	1.7	97
2:Dana Ferguson	9	34	2.12	5.9	80
1:Rachelle Pidherny	8	39	1.50	2.9	100
TEAM TOTALS	28	115	1.84	4.0	86
Team Middaugh	#SH	PTS	DIF	SWP	PCT
4:Sherry Middaugh	8	34	1.66	4.6	87
3:Jo-Ann Rizzo	5	20	2.36	5.3	84
2:Lee Merklinger	9	42	1.76	4.4	96
1:Leigh Armstrong	9	37	1.36	2.6	83
TEAM TOTALS	31	133	1.72	4.1	88

Shooting: (Out-Turns)

Team Sweeting	#SH	PTS	DIF	SWP	PCT
4:Valerie Sweeting	9	37	2.92	5.2	90
3:Laura Crocker	12	42	1.84	3.1	73
2:Dana Ferguson	7	26	2.22	3.3	79
1:Rachelle Pidherny	8	32	1.26	4.6	81
TEAM TOTALS	36	137	2.06	4.0	80
Team Middaugh	#SH	PTS	DIF	SWP	PCT
4:Sherry Middaugh	8	30	2.16	5.0	80
3:Jo-Ann Rizzo	11	41	1.90	5.8	78
2:Lee Merklinger	7	30	1.72	6.2	89
1:Leigh Armstrong	7	27	1.36	5.2	79
TEAM TOTALS	33	128	1.82	5.6	81

Players' Championship --- Draw 2, Sheet C

Team	HMR	1	2	3	4	5	6	7	8	Score
 Margaretha Sigfridsson Harnosand, SWE		0	1	0	1	1	0	2	1	6
 Julie Hastings Thornhill, ON		0	0	2	0	0	1	0	0	3
View Game Details										Admin

Shooting: (All Shots, All Turns)

Team	#SH	PTS	DIF	SWP	PCT
Team Sigfridsson					
4: Maria Prytz	16	63	2.30	4.6	83
3: Christina Bertrup	16	67	1.56	4.8	86
2: Maria Wennerstroem	16	59	1.66	3.3	77
1: Margaretha Sigfridsson	16	65	1.32	4.4	82
TEAM TOTALS	64	254	1.70	4.3	82
Team Hastings					
4: Julie Hastings	16	64	1.40	2.7	82
3: Cheryl McPherson	16	62	1.76	5.2	80
2: Stacey Smith	16	54	1.94	5.0	71
1: Katrina Collins	16	65	1.38	5.6	82
TEAM TOTALS	64	245	1.62	4.6	79

Shooting: (All Draws)

Team	#SH	PTS	DIF	SWP	PCT
Team Sigfridsson					
4: Maria Prytz	5	20	2.40	6.7	86
3: Christina Bertrup	8	32	1.62	5.8	82
2: Maria Wennerstroem	7	26	1.72	4.3	78
1: Margaretha Sigfridsson	11	46	1.28	4.5	84
TEAM TOTALS	31	124	1.64	5.2	82
Team Hastings					
4: Julie Hastings	10	37	1.30	2.7	75
3: Cheryl McPherson	11	43	1.82	5.5	82
2: Stacey Smith	6	13	2.16	6.1	46
1: Katrina Collins	10	45	1.20	6.3	91
TEAM TOTALS	37	138	1.56	5.0	77

Shooting: (All Hits)

Team	#SH	PTS	DIF	SWP	PCT
Team Sigfridsson					
4: Maria Prytz	11	43	2.26	3.6	82
3: Christina Bertrup	8	35	1.48	3.8	89
2: Maria Wennerstroem	9	33	1.62	2.6	76
1: Margaretha Sigfridsson	5	19	1.40	4.0	77
TEAM TOTALS	33	130	1.76	3.4	81
Team Hastings					
4: Julie Hastings	6	27	1.58	2.8	92
3: Cheryl McPherson	5	19	1.60	4.7	78
2: Stacey Smith	10	41	1.82	4.3	85
1: Katrina Collins	6	20	1.66	4.4	67
TEAM TOTALS	27	107	1.70	4.1	81



Shooting: (In-Turns)

Team	#SH	PTS	DIF	SWP	PCT
Team Sigfridsson					
4: Maria Prytz	8	33	2.66	5.0	88
3: Christina Bertrup	11	46	1.62	4.5	86
2: Maria Wennerstroem	9	32	1.72	4.1	74
1: Margaretha Sigfridsson	6	30	1.16	5.6	100
TEAM TOTALS	34	141	1.82	4.7	86
Team Hastings					
4: Julie Hastings	12	48	1.42	2.8	82
3: Cheryl McPherson	12	48	1.92	5.6	84
2: Stacey Smith	9	31	1.68	5.2	71
1: Katrina Collins	8	37	1.12	7.1	93
TEAM TOTALS	41	164	1.56	5.0	82

Shooting: (Out-Turns)

Team	#SH	PTS	DIF	SWP	PCT
Team Sigfridsson					
4: Maria Prytz	8	30	1.94	4.2	78
3: Christina Bertrup	5	21	1.40	5.3	85
2: Maria Wennerstroem	7	27	1.58	2.4	79
1: Margaretha Sigfridsson	10	35	1.40	3.7	71
TEAM TOTALS	30	113	1.58	3.8	77
Team Hastings					
4: Julie Hastings	4	16	1.38	2.5	81
3: Cheryl McPherson	4	14	1.26	4.2	71
2: Stacey Smith	7	23	2.28	4.8	70
1: Katrina Collins	8	28	1.62	4.2	71
TEAM TOTALS	23	81	1.72	4.1	72

Players' Championship --- Draw 2, Sheet D

Team	HMR	1	2	3	4	5	6	7	8	Score
 Heather Nedohin Edmonton, AB		0	1	0	0	0	0	0	X	1
 Stefanie Lawton Saskatoon, SK		1	0	1	0	1	2	0	X	5
View Game Details										Admin

Shooting: (All Shots, All Turns)

Team Nedohin	#SH	PTS	DIF	SWP	PCT
4:Heather Nedohin	14	46	3.20	1.9	72
3:Beth Iskiw	15	53	2.46	4.0	76
2:Mary-Anne Arsenault	16	62	1.90	2.5	80
1:Laine Peters	16	61	1.68	3.3	79
TEAM TOTALS	61	222	2.28	3.0	77
Team Lawton	#SH	PTS	DIF	SWP	PCT
4:Stefanie Lawton	14	65	1.84	1.7	97
3:Sherry Anderson	16	63	1.84	2.3	82
2:Sherry Singler	16	70	1.64	3.3	90
1:Marliese Kasner	13	61	1.38	2.1	95
TEAM TOTALS	59	259	1.68	2.4	91

Shooting: (All Draws)

Team Nedohin	#SH	PTS	DIF	SWP	PCT
4:Heather Nedohin	3	10	3.00	0.0	72
3:Beth Iskiw	6	23	1.66	2.8	79
2:Mary-Anne Arsenault	8	30	1.38	2.5	76
1:Laine Peters	12	43	1.16	3.3	72
TEAM TOTALS	29	106	1.52	2.6	75
Team Lawton	#SH	PTS	DIF	SWP	PCT
4:Stefanie Lawton	6	29	1.84	1.7	100
3:Sherry Anderson	6	24	1.84	1.7	84
2:Sherry Singler	4	15	1.76	1.7	78
1:Marliese Kasner	12	57	1.26	2.2	96
TEAM TOTALS	28	125	1.58	1.9	92

Shooting: (All Hits)

Team Nedohin	#SH	PTS	DIF	SWP	PCT
4:Heather Nedohin	11	36	3.26	2.4	72
3:Beth Iskiw	9	30	2.98	4.8	73
2:Mary-Anne Arsenault	8	32	2.40	2.5	85
1:Laine Peters	4	18	3.26	3.3	100
TEAM TOTALS	32	116	2.96	3.2	79
Team Lawton	#SH	PTS	DIF	SWP	PCT
4:Stefanie Lawton	8	36	1.86	1.7	94
3:Sherry Anderson	10	39	1.84	2.7	81
2:Sherry Singler	12	55	1.62	3.9	94
1:Marliese Kasner	1	4	3.00	0.0	88
TEAM TOTALS	31	134	1.78	2.8	90

Shooting: (In-Turns)

Team Nedohin	#SH	PTS	DIF	SWP	PCT
4:Heather Nedohin	8	29	3.44	3.3	81
3:Beth Iskiw	10	34	2.46	3.3	73
2:Mary-Anne Arsenault	5	18	1.40	3.3	73
1:Laine Peters	8	27	1.50	4.2	70
TEAM TOTALS	31	108	2.30	3.5	74
Team Lawton	#SH	PTS	DIF	SWP	PCT
4:Stefanie Lawton	12	55	1.70	1.1	95
3:Sherry Anderson	10	35	1.66	2.7	72
2:Sherry Singler	11	48	1.60	3.0	90
1:Marliese Kasner	10	46	1.50	2.0	94
TEAM TOTALS	43	184	1.62	2.2	88

Shooting: (Out-Turns)

Team Nedohin	#SH	PTS	DIF	SWP	PCT
4:Heather Nedohin	6	17	2.88	0.0	59
3:Beth Iskiw	5	19	2.46	5.3	80
2:Mary-Anne Arsenault	11	44	2.12	2.1	84
1:Laine Peters	8	34	1.88	2.5	88
TEAM TOTALS	30	114	2.26	2.3	80
Team Lawton	#SH	PTS	DIF	SWP	PCT
4:Stefanie Lawton	2	10	2.76	5.0	100
3:Sherry Anderson	6	28	2.12	1.7	99
2:Sherry Singler	5	22	1.74	4.0	91
1:Marliese Kasner	3	15	1.00	2.2	100
TEAM TOTALS	16	75	1.86	2.9	98

Players' Championship: Event Leaders

Summary Statistics									
Team	GP	PF/G	PA/G	EF/G	EA/G	PF/E	PA/E	BE/G	
1. Homan, Rachel	1	11.67	3.33	6.67	3.33	1.75	1.00	0.00	
2. Lawton, Stefanie	1	7.14	1.43	5.71	1.43	1.25	1.00	2.86	
3. Sigfridsson, Margaretha	1	7.50	3.75	6.25	2.50	1.20	1.50	1.25	
4. Webster, Crystal	1	7.78	4.44	4.44	3.33	1.75	1.33	2.22	
5. Muirhead, Eve	1	10.00	7.14	5.71	4.29	1.75	1.67	0.00	
6. Sweeting, Valerie	1	10.00	8.75	5.00	3.75	2.00	2.33	1.25	
7. Tirinzoni, Silvana	1	7.50	6.25	6.25	3.75	1.20	1.67	0.00	
8. Jones, Jennifer	1	6.25	7.50	3.75	6.25	1.67	1.20	0.00	
9. Middaugh, Sherry	1	8.75	10.00	3.75	5.00	2.33	2.00	1.25	
10. Jaggi, Michele	2	5.63	8.75	3.75	5.00	1.50	1.75	1.25	
11. Hastings, Julie	1	3.75	7.50	2.50	6.25	1.50	1.20	1.25	
12. Nedohin, Heather	2	2.31	9.23	2.31	6.15	1.00	1.50	1.54	

GP = Games Played, W = Wins; L = Losses; PF/G = Points For per 10 End Game; PA/G = Points Against per 10 End Game; EF/G = Ends For per 10 End Game; EA/G = Ends Against per 10 End Game; PF/E = Points For per End; PA/E = Points Against per End; BE/G = Blanks Ends per 10 End Game.

With Hammer												
Team	GP	EF	EA	4+	3	2	PF/E	PA/E	PF (%)	PA (%)	HE	SAE
1. Muirhead, Eve	1	3	0	0-0	0-0	3-0	2.00	0.00	6 (86)	0 (0)	1.00	0.00
2. Middaugh, Sherry	1	3	0	0-0	1-0	2-0	2.33	0.00	7 (100)	0 (0)	1.00	0.00
3. Sweeting, Valerie	1	4	0	0-0	2-0	0-0	1.60	0.00	8 (100)	0 (0)	0.50	0.00
4. Jaggi, Michele	2	6	2	0-0	0-0	3-1	1.00	0.33	9 (100)	3 (21)	0.38	0.22
5. Homan, Rachel	1	3	0	0-0	1-0	0-0	1.67	0.00	5 (71)	0 (0)	0.33	0.00
6. Webster, Crystal	1	3	0	0-0	1-0	0-0	1.25	0.00	5 (71)	0 (0)	0.33	0.00
7. Sigfridsson, Margaretha	1	3	0	0-0	0-0	1-0	1.00	0.00	4 (67)	0 (0)	0.33	0.00
8. Tirinzoni, Silvana	1	2	1	0-0	0-0	1-1	1.00	0.67	3 (50)	2 (40)	0.33	0.33
9. Hastings, Julie	1	2	2	0-0	0-0	1-0	0.75	0.50	3 (100)	2 (33)	0.25	0.50
10. Jones, Jennifer	1	2	3	0-0	0-0	1-0	0.60	0.60	3 (60)	3 (50)	0.20	0.60
11. Lawton, Stefanie	1	1	0	0-0	0-0	0-0	1.00	0.00	1 (20)	0 (0)	0.00	0.00
12. Nedohin, Heather	2	3	4	0-0	0-0	0-2	0.33	0.67	3 (100)	6 (50)	0.00	0.44

GP = Games Played, EF = Ends for; 4+ = 4pts or more points scored for - 4pts or more points scored against; 3 = 3 points scored for - 3 points scored against; 2 = 2 points scored for - 2 points scored against; PF/E = Points scored per end; PA/E = Point against per end; PA (%) = Point for (% of points for); PA (%) = Point against (% of points against); HE = Hammer efficiency, % of time taking 2+ points with hammer; SAE = Stolen against efficiency, % of time giving a stolen end.

Event Leaders

Without Hammer												
Team	GP	EF	EA	4+	3	2	PF/E	PA/E	PF (%)	PA (%)	FE	SE
1. Homan, Rachel	1	1	2	0-0	0-0	1-0	0.67	0.67	2 (29)	2 (100)	1.00	0.33
2. Lawton, Stefanie	1	3	1	0-0	0-0	1-0	0.67	0.17	4 (80)	1 (100)	1.00	0.50
3. Nedohin, Heather	2	0	4	0-0	0-1	0-0	0.00	1.50	0 (0)	6 (50)	0.75	0.00
4. Hastings, Julie	1	0	3	0-0	0-0	0-1	0.00	1.00	0 (0)	4 (67)	0.67	0.00
5. Webster, Crystal	1	1	3	0-0	0-0	1-1	0.40	0.80	2 (29)	4 (100)	0.67	0.20
6. Jones, Jennifer	1	1	2	0-0	0-0	1-1	0.67	1.00	2 (40)	3 (50)	0.50	0.33
7. Middaugh, Sherry	1	0	4	0-0	0-2	0-0	0.00	1.60	0 (0)	8 (100)	0.50	0.00
8. Tirinzoni, Silvana	1	3	2	0-0	0-0	0-1	0.60	0.60	3 (50)	3 (60)	0.50	0.60
9. Sigfridsson, Margaretha	1	2	2	0-0	0-0	0-1	0.50	0.75	2 (33)	3 (100)	0.50	0.50
10. Muirhead, Eve	1	1	3	0-0	0-0	0-2	0.25	1.25	1 (14)	5 (100)	0.33	0.25
11. Jaggi, Michele	2	0	6	0-0	0-1	0-3	0.00	1.57	0 (0)	11 (79)	0.33	0.00
12. Sweeting, Valerie	1	0	3	0-0	0-1	0-2	0.00	2.33	0 (0)	7 (100)	0.00	0.00

GP = Games Played, EF = Ends for; 4+ = 4pts or more points scored for - 4pts or more points scored against; 3 = 3 points scored for - 3 points scored against; 2 = 2 points scored for - 2 points scored against; PF/E = Points scored per end; PA/E = Point against per end; PA (%) = Point for (% of points for); PA (%) = Point against (% of points against); FE = Force efficiency, % of time forcing 1 point without hammer; SE = Stolen against efficiency, % of time stealing an end.

Cumulative Stats Leaders By TEAM

TEAM	#Shots	Points	Difficulty	Sweeping	PCT
Saskatchewan (Lawton, S)	59	259	1.68	2.4	90.7
Ontario (Homan, R)	47	205	1.80	4.0	90.4
Scotland (Muirhead, E)	62	262	1.94	4.7	88.3
Manitoba (Jones, J)	64	266	1.66	4.9	85.8
Ontario (Middaugh, S)	64	261	1.76	4.8	84.5
Alberta (Sweeting, V)	64	252	1.96	4.0	82.5
Sweden (Sigfridsson, M)	64	254	1.70	4.3	81.9
Switzerland (Tirinzoni, S)	64	254	1.50	4.1	81.2
Alberta (Webster, C)	69	263	2.10	4.7	80.1
Ontario (Hastings, J)	64	245	1.62	4.6	78.6
Alberta (Nedohin, H)	109	409	2.00	4.1	78.4
Switzerland (Jaggi, M)	135	505	1.72	4.0	77.5

Cumulative Stats Leaders By Position

FOURTH	#Shots	Points	Difficulty	Sweeping	PCT
Stefanie Lawton (Lawton)	14	65	1.84	1.7	96.7
Eve Muirhead (Muirhead)	15	67	1.94	4.4	93.3
Rachel Homan (Homan)	12	53	1.76	4.7	91.0
Sherry Middaugh (Middaugh)	16	64	1.90	4.8	83.6
Maria Prytz (Sigfridsson)	16	63	2.30	4.6	83.4
Julie Hastings (Hastings)	16	64	1.40	2.7	81.6
Valerie Sweeting (Sweeting)	16	60	2.54	4.8	81.4
Michele Jaggi (Jaggi)	33	126	2.00	3.0	79.8

Jennifer Jones (Jones)	16	60	1.92	5.0	78.6
Heather Nedohin (Nedohin)	26	95	2.66	4.0	78.3
Crystal Webster (Webster)	16	59	2.22	4.0	78.0
Silvana Tirinzoni (Tirinzoni)	16	57	1.56	6.5	73.2

THIRD	#Shots	Points	Difficulty	Sweeping	PCT
Emma Miskew (Homan)	12	55	1.56	3.9	94.2
Kaitlyn Lawes (Jones)	16	69	1.48	5.0	88.3
Christina Bertrup (Sigfridsson)	16	67	1.56	4.8	85.7
Sherry Anderson (Lawton)	16	63	1.84	2.3	82.2
Anna Sloan (Muirhead)	16	62	2.06	4.0	81.5
Cheryl McPherson (Hastings)	16	62	1.76	5.2	80.4
Jo-Ann Rizzo (Middaugh)	16	61	2.04	5.6	79.8
Carine Mattille (Jaggi)	34	129	1.86	3.4	79.1
Laura Crocker (Sweeting)	16	61	1.76	2.7	78.8
Manuela Siegrist (Tirinzoni)	16	60	1.64	2.9	77.1
Beth Iskiw (Nedohin)	27	96	2.16	4.2	74.8
Cathy Overton-Clapham (Webster)	18	59	2.42	5.0	70.4

[Cumulative Stats Leaders By Position](#)

SECOND	#Shots	Points	Difficulty	Sweeping	PCT
Alison Kreviazuk (Homan)	12	58	2.08	3.6	100.0
Jill Officer (Jones)	16	72	1.72	5.0	93.3
Lee Merklinger (Middaugh)	16	72	1.74	5.2	93.1
Vicki Adams (Muirhead)	16	70	2.02	5.2	92.0
Sherrri Singler (Lawton)	16	70	1.64	3.3	90.0
Esther Neuenschwander (Tirinzoni)	16	69	1.72	3.1	89.3
Mary-Anne Arseneault (Nedohin)	28	110	1.76	4.3	81.1
Stephanie Jaggi (Jaggi)	34	132	1.76	5.0	80.6
Dana Ferguson (Sweeting)	16	60	2.16	4.8	79.4
Geri-Lynn Ramsay (Webster)	18	66	2.20	5.4	77.2
Maria Wennerstroem (Sigfridsson)	16	59	1.66	3.3	76.6
Stacey Smith (Hastings)	16	54	1.94	5.0	70.7

LEAD	#Shots	Points	Difficulty	Sweeping	PCT
Marliese Kasner (Lawton)	13	61	1.38	2.1	95.4
Jenn Gates (Webster)	17	79	1.52	4.5	95.2
Rachelle Pidherny (Sweeting)	16	71	1.38	3.7	90.4
Claire Hamilton (Muirhead)	15	63	1.74	5.1	86.7
Marlene Albrecht (Tirinzoni)	16	68	1.06	4.0	85.1
Dawn McEwen (Jones)	16	65	1.56	4.6	82.9
Margaretha Sigfridsson (Sigfridsson)	16	65	1.32	4.4	82.1
Katrina Collins (Hastings)	16	65	1.38	5.6	81.8
Leigh Armstrong (Middaugh)	16	64	1.36	3.8	81.3
Laine Peters (Nedohin)	28	108	1.50	3.8	79.1
Lisa Weagle (Homan)	11	39	1.82	3.9	73.0
Emilie Mattille (Jaggi)	34	118	1.30	4.7	70.4

Stats Explained

Below is important information describing the meaning of all statistics covered in this Stats Report:

HMR = Record with hammer to start game;
STL = Record without hammer to start game;
1-PT = Record in games decided by 1 point;
EE-H = Extra end record with hammer;
EE-S = Extra end record without hammer.

Game Statistics:

All game statistics are calculated based on 10 end games. For example, PF/G is calculated by taking the total points scored, multiplying by a constant (10) and dividing by the actual ends played.

PF/G = Points For per Game;
PA/G = Points Against per Game;
EF/G = Ends For per Game;
EA/G = Ends Against per Game;
BE/G = Blanks Ends per Game.

End Statistics:

PF/E = Points For per End. Total points scored divided by total ends taken. Offensive indicator.
PA/E = Points Against per End. Total points against divided by total ends against. Defensive indicator.

Efficiency Statistics:

HE = Hammer Efficiency = percentage of time taking 2 or more points with hammer. A team with a high hammer efficiency executes well with the hammer.

FE = Force Efficiency: percentage of time forcing 1 point without when the other team has the hammer. A team with a high force efficiency plays well defensively.

SE = Steal Efficiency = percentage of time stealing an end. A team with high steal efficiency is very good at stealing ends.

SAE = Steals Against Efficiency = percentage of time giving up a stolen end. A team with low steals against efficiency is very good at defending against stolen ends.

Player and Team Shooting Statistics:

Points (PTS) = Total Points Scored. X/5

Difficulty (DIF) = Average Degree of Difficulty. Degree of Difficulty is an automated micro-multiplier (between 1.000 - 1.200) based upon each shot thrown, including pre and post contact modifiers. Degree of difficulty factors into the overall Shooting Percentage.

Sweeping (SWP) = Average Sweep Factor. Average distance swept (percentage). Determines effective usage of sweepers for shots. Sweep factor is not factored into the overall Shooting Percentage.

Shooting Percentage (PCT) = Average Shooting Accuracy (percentage).

</