







Players' Championship:

Draw 15: Saturday Apr 19 2014 -- 13:00

Team	HMR	1	2	3	4	5	6	7	8	Score
 Stefanie Lawton Saskatoon, SK		1	0	1	0	2	0	1	0	5
 Rachel Homan Ottawa, ON		0	1	0	1	0	3	0	2	7

View Game Details Admin

Team	HMR	1	2	3	4	5	6	7	8	EE	Score
 Eve Muirhead Stirling, SCO		3	0	0	0	0	2	0	0	0	5
 Jennifer Jones Winnipeg, MB		0	1	0	1	1	0	0	2	2	7

View Game Details Admin

Players' Championship:

Standings

Standings Updated.




";

Draw by Draw DSC Results

Tournament Grid Schedule

Completed Games	Remaining Games
>>> Tirinzoni, Silvana	
Jones(MB)(W6-5), Middaugh(ON)(W6-4), Hastings(ON)(W6-5), Sweeting(AB)(W7-5), Sigfridsson(SWE)(L5-6),	Homan(ON)(SF),
>>> Sigfridsson, Margaretha	
Hastings(ON)(W6-3), Sweeting(AB)(W10-6), Middaugh(ON)(W5-3), Jones(MB)(L6-7), Tirinzoni(SUI)(W6-5),	Jones(MB)(SF),
>>> Muirhead, Eve	
Jaggi(SUI)(W7-5), Lawton(SK)(W11-4), Homan(ON)(W7-4), Webster(AB)(W9-2), Nedohin(AB)(L6-8), Jones(MB)(L5-7),	
>>> Homan, Rachel	
Nedohin(AB)(W7-2), Webster(AB)(W8-1), Muirhead(SCO)(L4-7), Lawton(SK)(L2-7), Jaggi(SUI)(W7-5), Lawton(SK)(W7-5),	Tirinzoni(SUI)(SF),
>>> Jones, Jennifer	
Tirinzoni(SUI)(L5-6), Hastings(ON)(W9-8), Sweeting(AB)(W5-3), Sigfridsson(SWE)(W7-6), Middaugh(ON)(L1-7), Muirhead(SCO)(W7-5),	Sigfridsson(SWE)(SF),
>>> Lawton, Stefanie	
Nedohin(AB)(W5-1), Muirhead(SCO)(L4-11), Jaggi(SUI)(L4-8), Homan(ON)(W7-2), Webster(AB)(W5-3), Homan(ON)(L5-7),	
>>> Nedohin, Heather	
Homan(ON)(L2-7), Lawton(SK)(L1-5), Webster(AB)(L4-5), Jaggi(SUI)(W5-4), Muirhead(SCO)(W8-6),	
>>> Middaugh, Sherry	
Sweeting(AB)(L7-8), Tirinzoni(SUI)(L4-6), Sigfridsson(SWE)(L3-5), Hastings(ON)(W8-6), Jones(MB)(W7-1),	
>>> Webster, Crystal	
Jaggi(SUI)(W7-4), Homan(ON)(L1-8), Nedohin(AB)(W5-4), Muirhead(SCO)(L2-9), Lawton(SK)(L3-5),	
>>> Sweeting, Valerie	
Middaugh(ON)(W8-7), Sigfridsson(SWE)(L6-10), Jones(MB)(L3-5), Tirinzoni(SUI)(L5-7), Hastings(ON)(L5-6),	
>>> Jaggi, Michele	
Muirhead(SCO)(L5-7), Webster(AB)(L4-7), Lawton(SK)(W8-4), Nedohin(AB)(L4-5), Homan(ON)(L5-7),	
>>> Hastings, Julie	
Sigfridsson(SWE)(L3-6), Jones(MB)(L8-9), Tirinzoni(SUI)(L5-6), Middaugh(ON)(L6-8), Sweeting(AB)(W6-5),	

Players' Championship --- Draw 15

Team	HMR	1	2	3	4	5	6	7	8	Score
 Stefanie Lawton Saskatoon, SK		1	0	1	0	2	0	1	0	5
 Rachel Homan Ottawa, ON		0	1	0	1	0	3	0	2	7
View Game Details										Admin

Shooting: (All Shots, All Turns)

Team	#SH	PTS	DIF	SWP	PCT
Team Lawton					
4:Stefanie Lawton	16	61	2.10	4.4	80
3:Sherry Anderson	16	58	1.82	3.3	75
2:Sherry Singler	16	66	1.70	2.7	85
1:Marliese Kasner	16	72	1.56	4.0	93
TEAM TOTALS	64	257	1.80	3.6	83
Team Homan					
4:Rachel Homan	16	65	2.18	4.0	86
3:Emma Miskew	16	56	2.68	3.7	76
2:Alison Kreviazuk	16	59	2.44	3.3	79
1:Lisa Weagle	16	65	1.82	2.9	84
TEAM TOTALS	64	245	2.28	3.5	81

Shooting: (All Draws)

Team	#SH	PTS	DIF	SWP	PCT
Team Lawton					
4:Stefanie Lawton	11	44	2.00	4.8	84
3:Sherry Anderson	9	40	1.56	3.0	91
2:Sherry Singler	11	45	1.28	2.4	83
1:Marliese Kasner	15	67	1.46	4.0	91
TEAM TOTALS	46	196	1.56	3.6	87
Team Homan					
4:Rachel Homan	5	20	2.40	6.7	86
3:Emma Miskew	6	19	2.16	3.3	67
2:Alison Kreviazuk	3	12	2.00	3.3	84
1:Lisa Weagle	13	53	1.54	2.8	83
TEAM TOTALS	27	104	1.88	3.7	80

Shooting: (All Hits)

Team	#SH	PTS	DIF	SWP	PCT
Team Lawton					
4:Stefanie Lawton	5	17	2.30	3.3	72
3:Sherry Anderson	7	18	2.14	3.8	54
2:Sherry Singler	5	21	2.62	3.3	91
1:Marliese Kasner	1	5	3.00	3.3	100
TEAM TOTALS	18	61	2.36	3.5	72
Team Homan					
4:Rachel Homan	11	45	2.08	2.7	86
3:Emma Miskew	10	37	3.00	4.0	81
2:Alison Kreviazuk	13	47	2.54	3.3	77
1:Lisa Weagle	3	12	3.00	3.3	88
TEAM TOTALS	37	141	2.56	3.3	82




Shooting: (In-Turns)

Team	#SH	PTS	DIF	SWP	PCT
Team Lawton					
4:Stefanie Lawton	11	47	1.96	3.9	89
3:Sherry Anderson	11	46	1.82	3.3	87
2:Sherry Singler	12	49	1.36	2.5	83
1:Marliese Kasner	12	56	1.34	3.6	95
TEAM TOTALS	46	198	1.60	3.3	89
Team Homan					
4:Rachel Homan	7	29	1.86	2.9	86
3:Emma Miskew	11	38	2.66	3.6	75
2:Alison Kreviazuk	4	12	2.50	4.2	65
1:Lisa Weagle	9	44	1.44	3.7	100
TEAM TOTALS	31	123	2.10	3.5	84

Shooting: (Out-Turns)

Team	#SH	PTS	DIF	SWP	PCT
Team Lawton					
4:Stefanie Lawton	5	14	2.40	5.3	59
3:Sherry Anderson	5	12	1.80	3.3	50
2:Sherry Singler	4	17	2.68	3.3	92
1:Marliese Kasner	4	16	2.26	5.0	85
TEAM TOTALS	18	59	2.26	4.3	70
Team Homan					
4:Rachel Homan	9	36	2.44	4.8	85
3:Emma Miskew	5	18	2.74	4.0	77
2:Alison Kreviazuk	12	47	2.42	3.1	83
1:Lisa Weagle	7	21	2.28	1.9	64
TEAM TOTALS	33	122	2.44	3.4	79

Players' Championship --- Draw 15

Team	HMR	1	2	3	4	5	6	7	8	EE	Score
 Eve Muirhead Stirling, SCO		3	0	0	0	0	2	0	0	0	5
 Jennifer Jones Winnipeg, MB		0	1	0	1	1	0	0	2	2	7
View Game Details											Admin

Shooting: (All Shots, All Turns)

Team Muirhead	#SH	PTS	DIF	SWP	PCT
4:Eve Muirhead	18	62	2.46	7.8	72
3:Anna Sloan	18	73	2.14	5.2	85
2:Vicki Adams	18	85	2.32	8.0	100
1:Claire Hamilton	17	61	1.58	5.5	73
TEAM TOTALS	71	281	2.14	6.6	83
Team Jones	#SH	PTS	DIF	SWP	PCT
4:Jennifer Jones	18	75	2.08	6.3	87
3:Kaitlyn Lawes	18	71	1.66	7.4	82
2:Jill Officer	18	75	1.60	7.4	86
1:Dawn McEwen	18	80	1.16	5.2	90
TEAM TOTALS	72	301	1.62	6.6	86

Shooting: (All Draws)

Team Muirhead	#SH	PTS	DIF	SWP	PCT
4:Eve Muirhead	3	10	2.34	7.8	70
3:Anna Sloan	4	15	1.76	4.2	78
2:Vicki Adams	2	10	2.00	8.3	100
1:Claire Hamilton	14	54	1.36	5.2	78
TEAM TOTALS	23	89	1.60	5.7	80
Team Jones	#SH	PTS	DIF	SWP	PCT
4:Jennifer Jones	10	44	2.20	6.7	93
3:Kaitlyn Lawes	14	59	1.50	7.1	87
2:Jill Officer	12	49	1.66	6.7	84
1:Dawn McEwen	18	80	1.16	5.2	90
TEAM TOTALS	54	232	1.56	6.3	88

Shooting: (All Hits)

Team Muirhead	#SH	PTS	DIF	SWP	PCT
4:Eve Muirhead	15	52	2.48	7.8	72
3:Anna Sloan	14	58	2.26	5.5	87
2:Vicki Adams	16	75	2.36	7.9	100
1:Claire Hamilton	3	7	2.66	6.7	50
TEAM TOTALS	48	192	2.38	7.1	84
Team Jones	#SH	PTS	DIF	SWP	PCT
4:Jennifer Jones	8	31	1.92	5.8	81
3:Kaitlyn Lawes	4	12	2.26	8.3	64
2:Jill Officer	6	26	1.48	8.9	89
TEAM TOTALS	18	69	1.84	7.4	80

Shooting: (In-Turns)

Team Muirhead	#SH	PTS	DIF	SWP	PCT
4:Eve Muirhead	8	23	2.70	8.3	59
3:Anna Sloan	6	24	2.68	8.3	86
2:Vicki Adams	12	57	2.26	7.5	100
1:Claire Hamilton	5	16	1.40	6.7	65
TEAM TOTALS	31	120	2.32	7.7	82
Team Jones	#SH	PTS	DIF	SWP	PCT
4:Jennifer Jones	7	31	1.72	8.1	91
3:Kaitlyn Lawes	12	56	1.66	6.7	97
2:Jill Officer	8	33	1.62	9.2	85
1:Dawn McEwen	15	66	1.14	4.9	88
TEAM TOTALS	42	186	1.48	6.7	91

Shooting: (Out-Turns)

Team Muirhead	#SH	PTS	DIF	SWP	PCT
4:Eve Muirhead	10	39	2.26	7.3	82
3:Anna Sloan	12	49	1.88	3.6	85
2:Vicki Adams	6	28	2.42	8.9	99
1:Claire Hamilton	12	45	1.66	5.0	77
TEAM TOTALS	40	161	2.00	5.8	84
Team Jones	#SH	PTS	DIF	SWP	PCT
4:Jennifer Jones	11	44	2.30	5.2	85
3:Kaitlyn Lawes	6	15	1.66	8.9	52
2:Jill Officer	10	42	1.58	6.0	87
1:Dawn McEwen	3	14	1.34	6.7	95
TEAM TOTALS	30	115	1.84	6.3	80

Players' Championship: Event Leaders

Summary Statistics									
Team	GP	PF/G	PA/G	EF/G	EA/G	PF/E	PA/E	BE/G	
1. Muirhead, Eve	6	10.47	6.98	4.88	4.42	2.14	1.58	0.70	
2. Sigfridsson, Margaretha	5	8.46	6.15	5.13	4.10	1.65	1.50	0.77	
3. Homan, Rachel	6	8.97	6.92	5.13	4.36	1.75	1.59	0.51	
4. Tirinzoni, Silvana	5	7.50	6.25	4.75	4.25	1.58	1.47	1.00	
5. Middaugh, Sherry	5	8.06	7.22	5.00	4.17	1.61	1.73	0.83	
6. Jones, Jennifer	6	7.08	7.29	4.38	4.58	1.62	1.59	1.04	
7. Lawton, Stefanie	6	7.14	7.62	4.76	4.29	1.50	1.78	0.95	
8. Jaggi, Michele	5	6.67	7.69	4.10	4.87	1.63	1.58	1.03	
9. Hastings, Julie	5	6.83	8.29	4.63	5.12	1.47	1.62	0.24	
10. Nedohin, Heather	5	5.26	7.11	3.42	5.00	1.54	1.42	1.58	
11. Sweeting, Valerie	5	6.59	8.54	4.15	4.88	1.59	1.75	0.98	
12. Webster, Crystal	5	5.00	8.33	3.89	4.17	1.29	2.00	1.94	

GP = Games Played, W = Wins; L = Losses; PF/G = Points For per 10 End Game; PA/G = Points Against per 10 End Game; EF/G = Ends For per 10 End Game; EA/G = Ends Against per 10 End Game; PF/E = Points For per End; PA/E = Points Against per End; BE/G = Blanks Ends per 10 End Game.

With Hammer													
Team	GP	EF	EA	4+	3	2	PF/E	PA/E	PF (%)	PA (%)	HE	SAE	
1. Muirhead, Eve	6	18	3	1-0	4-0	10-1	1.78	0.17	41 (91)	4 (13)	0.71	0.13	
2. Sigfridsson, Margaretha	5	17	2	0-0	2-0	7-1	1.33	0.14	28 (85)	3 (13)	0.47	0.10	
3. Homan, Rachel	6	17	1	0-0	4-0	4-1	1.53	0.11	29 (83)	2 (7)	0.44	0.05	
4. Middaugh, Sherry	5	14	0	0-0	2-0	4-0	1.47	0.00	22 (76)	0 (0)	0.43	0.00	
5. Tirinzoni, Silvana	5	15	3	1-0	1-0	5-2	1.25	0.25	25 (83)	5 (20)	0.39	0.15	
6. Lawton, Stefanie	6	14	2	0-0	1-1	5-1	1.24	0.29	21 (70)	5 (16)	0.38	0.12	
7. Hastings, Julie	5	14	5	0-0	0-0	7-2	1.11	0.37	21 (75)	7 (21)	0.37	0.26	
8. Jaggi, Michele	5	14	5	0-0	1-0	6-2	1.05	0.33	22 (85)	7 (23)	0.37	0.24	
9. Jones, Jennifer	6	15	7	1-0	1-1	6-1	1.00	0.38	26 (76)	10 (29)	0.36	0.27	
10. Sweeting, Valerie	5	15	4	0-0	3-1	3-0	1.20	0.30	24 (89)	6 (17)	0.32	0.20	
11. Nedohin, Heather	5	12	6	1-0	0-0	3-2	0.82	0.36	18 (90)	8 (30)	0.22	0.27	
12. Webster, Crystal	5	12	3	0-0	1-1	1-1	0.83	0.33	15 (83)	6 (20)	0.13	0.17	

GP = Games Played, EF = Ends for; 4+ = 4pts or more points scored for - 4pts or more points scored against; 3 = 3 points scored for - 3 points scored against; 2 = 2 points scored for - 2 points scored against; PF/E = Points scored per end; PA/E = Point against per end; PA (%) = Point for (% of points for); PA (%) = Point against (% of points against); HE = Hammer efficiency, % of time taking 2+ points with hammer; SAE = Stolen against efficiency, % of time giving a stolen end.

Event Leaders

Without Hammer												
Team	GP	EF	EA	4+	3	2	PF/E	PA/E	PF (%)	PA (%)	FE	SE
1. Lawton, Stefanie	6	6	16	0-1	0-2	3-2	0.36	1.08	9 (30)	27 (84)	0.69	0.24
2. Tirinzoni, Silvana	5	4	14	0-0	0-1	1-4	0.25	1.00	5 (17)	20 (80)	0.64	0.20
3. Nedohin, Heather	5	1	13	0-0	0-1	1-4	0.13	1.19	2 (10)	19 (70)	0.62	0.06
4. Sigfridsson, Margaretha	5	3	14	0-0	1-1	0-5	0.28	1.17	5 (15)	21 (88)	0.57	0.17
5. Middaugh, Sherry	5	4	15	0-1	1-2	1-4	0.33	1.24	7 (24)	26 (100)	0.53	0.19
6. Homan, Rachel	6	3	16	0-0	1-1	1-7	0.30	1.25	6 (17)	25 (93)	0.50	0.15
7. Jaggi, Michele	5	2	14	0-0	1-2	0-5	0.22	1.28	4 (15)	23 (77)	0.50	0.11
8. Muirhead, Eve	6	3	16	0-1	0-0	1-7	0.20	1.30	4 (9)	26 (87)	0.50	0.15
9. Hastings, Julie	5	5	16	0-1	0-1	2-6	0.32	1.23	7 (25)	27 (79)	0.50	0.23
10. Jones, Jennifer	6	6	15	0-0	0-2	2-6	0.36	1.14	8 (24)	25 (71)	0.47	0.27
11. Sweeting, Valerie	5	2	16	0-0	0-3	1-7	0.14	1.38	3 (11)	29 (83)	0.38	0.10
12. Webster, Crystal	5	2	12	0-0	0-4	1-4	0.17	1.33	3 (17)	24 (80)	0.33	0.11

GP = Games Played, EF = Ends for; 4+ = 4pts or more points scored for - 4pts or more points scored against; 3 = 3 points scored for - 3 points scored against; 2 = 2 points scored for - 2 points scored against; PF/E = Points scored per end; PA/E = Point against per end; PA (%) = Point for (% of points for); PA (%) = Point against (% of points against); FE = Force efficiency, % of time forcing 1 point without hammer; SE = Stolen against efficiency, % of time stealing an end.

Cumulative Stats Leaders By TEAM

TEAM	#Shots	Points	Difficulty	Sweeping	PCT
Scotland (Muirhead, E)	354	1485	1.90	5.1	87.4
Ontario (Middaugh, S)	300	1267	1.64	3.8	86.9
Ontario (Homan, R)	318	1317	1.82	3.7	85.9
Alberta (Sweeting, V)	326	1323	1.66	4.4	83.7
Sweden (Sigfridsson, M)	319	1275	1.76	4.1	82.7
Manitoba (Jones, J)	382	1524	1.74	5.1	82.5
Ontario (Hastings, J)	337	1353	1.50	5.2	82.0
Saskatchewan (Lawton, S)	337	1325	1.72	3.0	81.2
Alberta (Nedohin, H)	308	1186	1.92	4.3	80.3
Alberta (Webster, C)	284	1093	1.90	4.0	80.2
Switzerland (Tirinzoni, S)	318	1230	1.60	4.2	79.6
Switzerland (Jaggi, M)	319	1209	1.74	3.9	78.5

Cumulative Stats Leaders By Position

FOURTH	#Shots	Points	Difficulty	Sweeping	PCT
Eve Muirhead (Muirhead)	88	375	2.04	5.5	89.1
Rachel Homan (Homan)	79	330	2.02	3.5	87.6
Sherry Middaugh (Middaugh)	72	286	1.86	3.7	82.4
Jennifer Jones (Jones)	94	371	2.00	4.7	82.4
Julie Hastings (Hastings)	83	328	1.48	4.7	80.7
Maria Prytz (Sigfridsson)	79	303	2.08	4.5	80.5
Stefanie Lawton (Lawton)	84	324	1.98	3.0	80.3
Heather Nedohin (Nedohin)	75	283	2.24	4.1	79.9

Michele Jaggi (Jaggi)	79	301	1.92	3.8	79.5
Valerie Sweeting (Sweeting)	82	311	1.82	4.4	78.8
Silvana Tirinzoni (Tirinzoni)	79	299	1.72	4.3	78.2
Crystal Webster (Webster)	69	247	2.10	3.4	75.2

THIRD	#Shots	Points	Difficulty	Sweeping	PCT
Jo-Ann Rizzo (Middaugh)	76	320	1.74	4.7	87.2
Anna Sloan (Muirhead)	90	362	1.98	4.2	84.2
Kaitlyn Lawes (Jones)	96	387	1.72	5.1	83.3
Cheryl McPherson (Hastings)	84	341	1.60	5.8	83.3
Christina Bertrup (Sigfridsson)	80	319	1.84	4.1	82.8
Emma Miskew (Homan)	80	314	1.90	3.8	81.7
Manuela Siegrist (Tirinzoni)	81	313	1.66	3.8	79.8
Sherry Anderson (Lawton)	86	330	1.82	2.8	79.8
Laura Crocker (Sweeting)	82	310	1.68	4.1	78.1
Beth Iskiw (Nedohin)	77	287	1.98	4.4	77.9
Carine Mattille (Jaggi)	80	297	1.96	3.1	77.7
Cathy Overton-Clapham (Webster)	72	256	2.18	3.8	75.1

Cumulative Stats Leaders By Position

SECOND	#Shots	Points	Difficulty	Sweeping	PCT
Vicki Adams (Muirhead)	90	393	2.04	5.4	91.7
Lee Merklinger (Middaugh)	76	338	1.62	3.6	91.6
Alison Kreviazuk (Homan)	80	350	1.80	4.0	90.8
Dana Ferguson (Sweeting)	81	335	1.80	4.8	85.9
Mary-Anne Arsenault (Nedohin)	78	316	1.86	4.7	84.2
Jill Officer (Jones)	96	389	1.78	5.9	84.1
Stacey Smith (Hastings)	85	347	1.56	4.9	83.7
Geri-Lynn Ramsay (Webster)	72	284	1.94	4.4	82.2
Stephanie Jaggi (Jaggi)	80	309	1.74	4.2	79.9
Sherri Singler (Lawton)	86	332	1.70	2.9	79.7
Maria Wennerstroem (Sigfridsson)	80	306	1.82	4.0	79.6
Esther Neuenschwander (Tirinzoni)	80	304	1.80	4.2	78.9

LEAD	#Shots	Points	Difficulty	Sweeping	PCT
Jenny Perret (Tirinzoni)	6	28	1.16	4.4	94.2
Rachelle Pidherny (Sweeting)	81	367	1.36	4.2	92.1
Jenn Gates (Webster)	71	306	1.42	4.3	88.0
Margaretha Sigfridsson (Sigfridsson)	80	347	1.28	3.7	87.8
Leigh Armstrong (Middaugh)	76	323	1.34	3.3	86.3
Marliese Kasner (Lawton)	81	339	1.38	3.1	85.1
Claire Hamilton (Muirhead)	86	355	1.52	5.2	84.5
Lisa Weagle (Homan)	79	323	1.56	3.5	83.6
Marlene Albrecht (Tirinzoni)	72	286	1.26	4.3	80.2
Katrina Collins (Hastings)	85	337	1.34	5.3	80.2
Dawn McEwen (Jones)	96	377	1.50	4.7	80.1
Laine Peters (Nedohin)	78	300	1.60	4.1	79.1
Emilie Mattille (Jaggi)	80	302	1.38	4.3	76.9

Stats Explained

Below is important information describing the meaning of all statistics covered in this Stats Report:

HMR = Record with hammer to start game;
STL = Record without hammer to start game;
1-PT = Record in games decided by 1 point;
EE-H = Extra end record with hammer;
EE-S = Extra end record without hammer.

Game Statistics:

All game statistics are calculated based on 10 end games. For example, PF/G is calculated by taking the total points scored, multiplying by a constant (10) and dividing by the actual ends played.

PF/G = Points For per Game;
PA/G = Points Against per Game;
EF/G = Ends For per Game;
EA/G = Ends Against per Game;
BE/G = Blanks Ends per Game.

End Statistics:

PF/E = Points For per End. Total points scored divided by total ends taken. Offensive indicator.
PA/E = Points Against per End. Total points against divided by total ends against. Defensive indicator.

Efficiency Statistics:

HE = Hammer Efficiency = percentage of time taking 2 or more points with hammer. A team with a high hammer efficiency executes well with the hammer.

FE = Force Efficiency: percentage of time forcing 1 point without when the other team has the hammer. A team with a high force efficiency plays well defensively.

SE = Steal Efficiency = percentage of time stealing an end. A team with high steal efficiency is very good at stealing ends.

SAE = Steals Against Efficiency = percentage of time giving up a stolen end. A team with low steals against efficiency is very good at defending against stolen ends.

Player and Team Shooting Statistics:

Points (PTS) = Total Points Scored. X/5

Difficulty (DIF) = Average Degree of Difficulty. Degree of Difficulty is an automated micro-multiplier (between 1.000 - 1.200) based upon each shot thrown, including pre and post contact modifiers. Degree of difficulty factors into the overall Shooting Percentage.

Sweeping (SWP) = Average Sweep Factor. Average distance swept (percentage). Determines effective usage of sweepers for shots. Sweep factor is not factored into the overall Shooting Percentage.

Shooting Percentage (PCT) = Average Shooting Accuracy (percentage).