

























Players' Championship:

Draw 10: Friday Apr 18 2014 -- 09:30

Team		HMR	1	2	3	4	5	6	7	8	Score
	Rachel Homan Ottawa, ON		0	0	2	1	0	1	0	3	7
	Michele Jaggi Bern, SUI		0	2	0	0	1	0	2	0	5
View Game Details											Admin
Team		HMR	1	2	3	4	5	6	7	8	Score
	Silvana Tirinzoni Aarau, SUI		0	0	2	0	2	0	1	0	5
	Margaretha Sigfridsson Harnosand, SWE		0	1	0	2	0	1	0	2	6
View Game Details											Admin
Team		HMR	1	2	3	4	5	6	7	8	Score
	Eve Muirhead Stirling, SCO		0	2	0	1	0	2	1	0	6
	Heather Nedohin Edmonton, AB		0	0	4	0	2	0	0	2	8
View Game Details											Admin
Team		HMR	1	2	3	4	5	6	7	8	Score
	Sherry Middaugh Coldwater, ON		1	1	1	3	0	1	X		7
	Jennifer Jones Winnipeg, MB		0	0	0	0	1	0	X		1
View Game Details											Admin

Players' Championship:

Standings

Team	GP	W	L	PCT	DSC
Pool A					
 Tirinzoni, S (Aarau, SUI)	5	4	1	0.800	37.90
 Sigfridsson, M (Harnosand, SWE)	5	4	1	0.800	41.70
 Jones, J (Winnipeg, MB)	5	3	2	0.600	67.40
 Middaugh, S (Coldwater, ON)	5	2	3	0.400	
 Sweeting, V (Edmonton, AB)	4	1	3	0.250	
 Hastings, J (Thornhill, ON)	4	0	4	0.000	
Pool B					
 Muirhead, E (Stirling, SCO)	5	4	1	0.800	51.50
 Homan, R (Ottawa CC)	5	3	2	0.600	60.30
 Lawton, S (Saskatoon, SK)	4	2	2	0.500	0.80
 Webster, C (Calgary, AB)	4	2	2	0.500	10.10
 Nedohin, H (Edmonton, AB)	5	2	3	0.400	
 Jaggi, M (Bern, SUI)	5	1	4	0.200	





LEGEND: GP = Games Played, W = Wins; L = Losses; PCT = Winning Percentage; DSC = Tiebreaker Shootout Distance.
";

Draw by Draw DSC Results

Tournament Grid Schedule

Completed Games	Remaining Games
>>> Tirinzoni, Silvana	
Jones(MB)(W6-5), Middaugh(ON)(W6-4), Hastings(ON)(W6-5), Sweeting(AB)(W7-5), Sigfridsson(SWE)(L5-6),	
>>> Sigfridsson, Margaretha	
Hastings(ON)(W6-3), Sweeting(AB)(W10-6), Middaugh(ON)(W5-3), Jones(MB)(L6-7), Tirinzoni(SUI)(W6-5),	
>>> Muirhead, Eve	
Jaggi(SUI)(W7-5), Lawton(SK)(W11-4), Homan(ON)(W7-4), Webster(AB)(W9-2), Nedohin(AB)(L6-8),	
>>> Homan, Rachel	
Nedohin(AB)(W7-2), Webster(AB)(W8-1), Muirhead(SCO)(L4-7), Lawton(SK)(L2-7), Jaggi(SUI)(W7-5),	
>>> Jones, Jennifer	
Tirinzoni(SUI)(L5-6), Hastings(ON)(W9-8), Sweeting(AB)(W5-3), Sigfridsson(SWE)(W7-6), Middaugh(ON)(L1-7),	
>>> Lawton, Stefanie	
Nedohin(AB)(W5-1), Muirhead(SCO)(L4-11), Jaggi(SUI)(L4-8), Homan(ON)(W7-2),	Webster(AB)(11),
>>> Webster, Crystal	
Jaggi(SUI)(W7-4), Homan(ON)(L1-8), Nedohin(AB)(W5-4), Muirhead(SCO)(L2-9),	Lawton(SK)(11),
>>> Nedohin, Heather	
Homan(ON)(L2-7), Lawton(SK)(L1-5), Webster(AB)(L4-5), Jaggi(SUI)(W5-4), Muirhead(SCO)(W8-6),	
>>> Middaugh, Sherry	
Sweeting(AB)(L7-8), Tirinzoni(SUI)(L4-6), Sigfridsson(SWE)(L3-5), Hastings(ON)(W8-6), Jones(MB)(W7-1),	
>>> Sweeting, Valerie	
Middaugh(ON)(W8-7), Sigfridsson(SWE)(L6-10), Jones(MB)(L3-5), Tirinzoni(SUI)(L5-7),	Hastings(ON)(11),
>>> Jaggi, Michele	
Muirhead(SCO)(L5-7), Webster(AB)(L4-7), Lawton(SK)(W8-4), Nedohin(AB)(L4-5), Homan(ON)(L5-7),	
>>> Hastings, Julie	
Sigfridsson(SWE)(L3-6), Jones(MB)(L8-9), Tirinzoni(SUI)(L5-6), Middaugh(ON)(L6-8),	Sweeting(AB)(11),

Players' Championship --- Draw 10, Sheet A

Team	HMR	1	2	3	4	5	6	7	8	Score
 Rachel Homan Ottawa, ON		0	0	2	1	0	1	0	3	7
 Michele Jaggi Bern, SUI		0	2	0	0	1	0	2	0	5
View Game Details										Admin

Shooting: (All Shots, All Turns)

Team	#SH	PTS	DIF	SWP	PCT
Team Homan					
4:Rachel Homan	16	63	2.16	3.7	84
3:Emma Miskew	16	64	1.78	4.6	83
2:Alison Kreviazuk	16	76	1.74	4.0	98
1:Lisa Weagle	16	64	1.46	4.6	81
TEAM TOTALS	64	267	1.78	4.2	87
Team Jaggi					
4:Michele Jaggi	16	67	1.74	4.8	87
3:Carine Mattille	16	61	2.00	3.5	80
2:Stephanie Jaggi	16	61	1.78	2.7	79
1:Emilie Mattille	16	62	1.38	5.0	79
TEAM TOTALS	64	251	1.72	4.0	81

Shooting: (All Draws)

Team	#SH	PTS	DIF	SWP	PCT
Team Homan					
4:Rachel Homan	6	21	2.30	7.2	76
3:Emma Miskew	10	40	1.60	4.3	82
2:Alison Kreviazuk	9	45	1.66	4.4	100
1:Lisa Weagle	14	60	1.22	4.8	87
TEAM TOTALS	39	166	1.58	5.0	88
Team Jaggi					
4:Michele Jaggi	11	46	1.90	5.8	87
3:Carine Mattille	5	19	1.60	6.0	78
2:Stephanie Jaggi	5	17	1.80	3.3	72
1:Emilie Mattille	14	55	1.42	5.0	81
TEAM TOTALS	35	137	1.66	5.1	81

Shooting: (All Hits)

Team	#SH	PTS	DIF	SWP	PCT
Team Homan					
4:Rachel Homan	10	42	2.08	1.7	89
3:Emma Miskew	6	24	2.10	5.0	84
2:Alison Kreviazuk	7	31	1.82	3.3	92
1:Lisa Weagle	2	4	3.26	3.3	45
TEAM TOTALS	25	101	2.10	3.1	85
Team Jaggi					
4:Michele Jaggi	5	21	1.36	2.7	86
3:Carine Mattille	11	42	2.18	2.4	81
2:Stephanie Jaggi	11	44	1.76	2.4	82
1:Emilie Mattille	2	7	1.00	5.0	70
TEAM TOTALS	29	114	1.80	2.6	82




Shooting: (In-Turns)

Team	#SH	PTS	DIF	SWP	PCT
Team Homan					
4:Rachel Homan	3	12	3.00	3.3	90
3:Emma Miskew	7	29	2.04	4.3	88
2:Alison Kreviazuk	12	56	1.82	4.2	97
1:Lisa Weagle	6	25	1.34	4.4	84
TEAM TOTALS	28	122	1.90	4.2	91
Team Jaggi					
4:Michele Jaggi	10	45	1.88	5.0	94
3:Carine Mattille	7	27	1.58	5.2	80
2:Stephanie Jaggi	7	29	2.14	3.8	88
1:Emilie Mattille	8	31	1.50	6.7	80
TEAM TOTALS	32	132	1.78	5.2	86

Shooting: (Out-Turns)

Team	#SH	PTS	DIF	SWP	PCT
Team Homan					
4:Rachel Homan	13	51	1.96	3.8	83
3:Emma Miskew	9	35	1.60	4.8	80
2:Alison Kreviazuk	4	20	1.50	3.3	100
1:Lisa Weagle	10	39	1.56	4.7	80
TEAM TOTALS	36	145	1.70	4.3	83
Team Jaggi					
4:Michele Jaggi	6	22	1.50	4.4	75
3:Carine Mattille	9	34	2.34	2.2	81
2:Stephanie Jaggi	9	32	1.50	1.9	72
1:Emilie Mattille	8	31	1.26	3.3	79
TEAM TOTALS	32	119	1.66	2.8	77

Players' Championship --- Draw 10, Sheet B

Team	HMR	1	2	3	4	5	6	7	8	Score
 Silvana Tirinzoni Aarau, SUI		0	0	2	0	2	0	1	0	5
 Margaretha Sigfridsson Harnosand, SWE		0	1	0	2	0	1	0	2	6
View Game Details										Admin

Shooting: (All Shots, All Turns)

Team Tirinzoni	#SH	PTS	DIF	SWP	PCT
4:Silvana Tirinzoni	16	60	2.08	3.3	78
3:Manuela Siegrist	16	49	1.50	2.9	63
2:Esther Neuenschwander	16	65	1.74	4.4	84
1:Jenny Perret	6	28	1.16	4.4	94
1:Marlene Albrecht	10	39	1.30	4.0	79
TEAM TOTALS	64	241	1.64	3.7	77
Team Sigfridsson	#SH	PTS	DIF	SWP	PCT
4:Maria Prytz	15	55	1.66	4.7	75
3:Christina Bertrup	16	64	1.78	2.9	83
2:Maria Wennerstroem	16	59	1.88	4.4	77
1:Margaretha Sigfridsson	16	74	1.26	3.1	94
TEAM TOTALS	63	252	1.64	3.8	82

Shooting: (All Draws)

Team Tirinzoni	#SH	PTS	DIF	SWP	PCT
4:Silvana Tirinzoni	7	30	1.86	3.8	89
3:Manuela Siegrist	5	15	1.60	1.3	62
2:Esther Neuenschwander	1	1	2.00	0.0	21
1:Jenny Perret	5	23	1.20	4.7	93
1:Marlene Albrecht	8	29	1.12	2.9	73
TEAM TOTALS	26	98	1.46	3.1	77
Team Sigfridsson	#SH	PTS	DIF	SWP	PCT
4:Maria Prytz	6	23	1.66	6.7	79
3:Christina Bertrup	5	17	2.20	3.3	72
2:Maria Wennerstroem	4	9	1.50	3.3	46
1:Margaretha Sigfridsson	12	54	1.26	2.8	91
TEAM TOTALS	27	103	1.56	3.8	78

Shooting: (All Hits)

Team Tirinzoni	#SH	PTS	DIF	SWP	PCT
4:Silvana Tirinzoni	9	30	2.26	3.0	70
3:Manuela Siegrist	11	34	1.46	3.6	63
2:Esther Neuenschwander	15	64	1.72	4.7	88
1:Marlene Albrecht	2	10	2.00	8.3	100
1:Jenny Perret	1	5	1.00	3.3	100
TEAM TOTALS	38	143	1.76	4.1	78
Team Sigfridsson	#SH	PTS	DIF	SWP	PCT
4:Maria Prytz	9	32	1.66	3.3	73
3:Christina Bertrup	11	47	1.58	2.7	88
2:Maria Wennerstroem	12	50	2.00	4.7	87
1:Margaretha Sigfridsson	4	20	1.26	4.2	100
TEAM TOTALS	36	149	1.70	3.7	85




Shooting: (In-Turns)

Team Tirinzoni	#SH	PTS	DIF	SWP	PCT
4:Silvana Tirinzoni	8	28	2.60	4.6	75
3:Manuela Siegrist	7	26	1.58	3.8	76
2:Esther Neuenschwander	12	52	1.56	5.0	89
1:Jenny Perret	4	18	1.00	5.0	90
1:Marlene Albrecht	8	29	1.12	2.9	73
TEAM TOTALS	39	153	1.64	4.3	80
Team Sigfridsson	#SH	PTS	DIF	SWP	PCT
4:Maria Prytz	5	22	1.70	6.7	91
3:Christina Bertrup	4	17	1.88	3.3	88
2:Maria Wennerstroem	8	28	1.62	6.3	72
1:Margaretha Sigfridsson	10	46	1.30	3.0	93
TEAM TOTALS	27	113	1.56	4.7	86

Shooting: (Out-Turns)

Team Tirinzoni	#SH	PTS	DIF	SWP	PCT
4:Silvana Tirinzoni	8	32	1.56	2.1	82
3:Manuela Siegrist	9	23	1.44	2.2	52
2:Esther Neuenschwander	4	13	2.26	2.5	70
1:Marlene Albrecht	2	10	2.00	8.3	100
1:Jenny Perret	2	10	1.50	3.3	100
TEAM TOTALS	25	88	1.66	2.8	73
Team Sigfridsson	#SH	PTS	DIF	SWP	PCT
4:Maria Prytz	10	33	1.66	3.7	68
3:Christina Bertrup	12	47	1.74	2.8	81
2:Maria Wennerstroem	8	31	2.12	2.5	81
1:Margaretha Sigfridsson	6	28	1.16	3.3	94
TEAM TOTALS	36	139	1.70	3.1	79

Players' Championship --- Draw 10, Sheet C

Team	HMR	1	2	3	4	5	6	7	8	Score
 Eve Muirhead Stirling, SCO		0	2	0	1	0	2	1	0	6
 Heather Nedohin Edmonton, AB		0	0	4	0	2	0	0	2	8
View Game Details										Admin

Shooting: (All Shots, All Turns)

Team Muirhead	#SH	PTS	DIF	SWP	PCT
4:Eve Muirhead	15	66	1.80	4.4	92
3:Anna Sloan	16	57	1.78	3.7	74
2:Vicki Adams	16	64	1.92	5.2	84
1:Claire Hamilton	16	69	1.38	4.4	88
TEAM TOTALS	63	256	1.72	4.4	84
Team Nedohin	#SH	PTS	DIF	SWP	PCT
4:Heather Nedohin	16	59	2.32	3.7	79
3:Beth Iskiw	16	59	1.86	4.4	77
2:Mary-Anne Arsenault	16	68	1.60	4.4	87
1:Laine Peters	16	51	1.76	4.8	66
TEAM TOTALS	64	237	1.88	4.3	77

Shooting: (All Draws)

Team Muirhead	#SH	PTS	DIF	SWP	PCT
4:Eve Muirhead	11	49	1.82	4.5	93
3:Anna Sloan	11	36	1.64	3.3	67
2:Vicki Adams	12	47	1.76	5.6	81
1:Claire Hamilton	16	69	1.38	4.4	88
TEAM TOTALS	50	201	1.62	4.5	83
Team Nedohin	#SH	PTS	DIF	SWP	PCT
4:Heather Nedohin	5	19	2.36	3.3	82
3:Beth Iskiw	3	14	1.66	4.4	96
2:Mary-Anne Arsenault	4	13	1.76	5.0	68
1:Laine Peters	13	44	1.46	4.9	69
TEAM TOTALS	25	90	1.72	4.5	75

Shooting: (All Hits)

Team Muirhead	#SH	PTS	DIF	SWP	PCT
4:Eve Muirhead	4	17	1.76	4.2	88
3:Anna Sloan	5	21	2.10	4.7	89
2:Vicki Adams	4	17	2.42	4.2	92
TEAM TOTALS	13	55	2.08	4.4	90
Team Nedohin	#SH	PTS	DIF	SWP	PCT
4:Heather Nedohin	11	40	2.30	3.9	78
3:Beth Iskiw	13	45	1.92	4.4	73
2:Mary-Anne Arsenault	12	55	1.54	4.2	94
1:Laine Peters	3	7	3.00	4.4	51
TEAM TOTALS	39	147	2.00	4.2	79




Shooting: (In-Turns)

Team Muirhead	#SH	PTS	DIF	SWP	PCT
4:Eve Muirhead	3	11	2.34	4.4	80
3:Anna Sloan	8	31	1.12	4.2	78
2:Vicki Adams	9	31	2.04	5.6	72
1:Claire Hamilton	7	32	1.72	5.2	95
TEAM TOTALS	27	105	1.72	4.9	81
Team Nedohin	#SH	PTS	DIF	SWP	PCT
4:Heather Nedohin	6	23	2.68	4.4	83
3:Beth Iskiw	5	15	1.76	4.0	63
2:Mary-Anne Arsenault	10	39	1.60	4.7	80
1:Laine Peters	2	5	1.50	6.7	51
TEAM TOTALS	23	82	1.90	4.6	75

Shooting: (Out-Turns)

Team Muirhead	#SH	PTS	DIF	SWP	PCT
4:Eve Muirhead	12	55	1.66	4.4	94
3:Anna Sloan	8	26	2.44	3.3	70
2:Vicki Adams	7	33	1.76	4.8	98
1:Claire Hamilton	9	37	1.12	3.7	83
TEAM TOTALS	36	151	1.72	4.1	87
Team Nedohin	#SH	PTS	DIF	SWP	PCT
4:Heather Nedohin	10	36	2.10	3.3	77
3:Beth Iskiw	11	44	1.92	4.5	84
2:Mary-Anne Arsenault	6	29	1.58	3.9	100
1:Laine Peters	14	46	1.78	4.5	68
TEAM TOTALS	41	155	1.86	4.1	79

Players' Championship --- Draw 10, Sheet E

Team	HMR	1	2	3	4	5	6	7	8	Score
 Sherry Middaugh Coldwater, ON		1	1	1	3	0	1	X		7
 Jennifer Jones Winnipeg, MB		0	0	0	0	1	0	X		1
View Game Details										Admin

Shooting: (All Shots, All Turns)

Team Middaugh	#SH	PTS	DIF	SWP	PCT
4:Sherry Middaugh	12	47	1.76	4.2	81
3:Jo-Ann Rizzo	12	47	1.44	5.6	80
2:Lee Merklinger	12	54	1.62	3.1	93
1:Leigh Armstrong	12	51	1.42	4.2	86
TEAM TOTALS	48	199	1.56	4.2	85
Team Jones	#SH	PTS	DIF	SWP	PCT
4:Jennifer Jones	12	34	2.72	3.9	60
3:Kaitlyn Lawes	12	43	2.40	3.9	75
2:Jill Officer	12	46	1.84	6.1	80
1:Dawn McEwen	12	56	1.42	3.6	95
TEAM TOTALS	48	179	2.10	4.4	78

Shooting: (All Draws)

Team Middaugh	#SH	PTS	DIF	SWP	PCT
4:Sherry Middaugh	11	42	1.64	3.6	78
3:Jo-Ann Rizzo	6	20	1.34	6.1	68
2:Lee Merklinger	4	19	1.26	5.8	96
1:Leigh Armstrong	10	46	1.10	4.7	92
TEAM TOTALS	31	127	1.36	4.7	83
Team Jones	#SH	PTS	DIF	SWP	PCT
4:Jennifer Jones	7	24	1.72	3.8	71
3:Kaitlyn Lawes	5	22	1.60	4.0	90
2:Jill Officer	6	18	1.34	8.3	60
1:Dawn McEwen	12	56	1.42	3.6	95
TEAM TOTALS	30	120	1.50	4.7	82

Shooting: (All Hits)

Team Middaugh	#SH	PTS	DIF	SWP	PCT
4:Sherry Middaugh	1	5	3.00	10.0	100
3:Jo-Ann Rizzo	6	27	1.52	5.0	92
2:Lee Merklinger	8	35	1.82	1.7	91
1:Leigh Armstrong	2	5	3.00	1.7	55
TEAM TOTALS	17	72	1.92	3.3	88
Team Jones	#SH	PTS	DIF	SWP	PCT
4:Jennifer Jones	5	10	4.16	4.0	46
3:Kaitlyn Lawes	7	21	2.98	3.8	65
2:Jill Officer	6	28	2.34	3.9	100
TEAM TOTALS	18	59	3.08	3.9	71

Shooting: (In-Turns)

Team Middaugh	#SH	PTS	DIF	SWP	PCT
4:Sherry Middaugh	7	26	1.86	2.9	77
3:Jo-Ann Rizzo	8	27	1.30	7.5	68
2:Lee Merklinger	6	25	1.64	3.3	86
1:Leigh Armstrong	5	24	1.00	4.7	96
TEAM TOTALS	26	102	1.46	4.7	80
Team Jones	#SH	PTS	DIF	SWP	PCT
4:Jennifer Jones	7	14	3.08	1.4	43
3:Kaitlyn Lawes	4	18	1.50	4.2	92
2:Jill Officer	8	27	1.56	7.5	69
1:Dawn McEwen	7	33	1.28	3.8	96
TEAM TOTALS	26	92	1.88	4.4	73

Shooting: (Out-Turns)

Team Middaugh	#SH	PTS	DIF	SWP	PCT
4:Sherry Middaugh	5	21	1.60	6.0	86
3:Jo-Ann Rizzo	4	20	1.70	1.7	100
2:Lee Merklinger	6	29	1.62	2.8	100
1:Leigh Armstrong	7	27	1.72	3.8	79
TEAM TOTALS	22	97	1.66	3.6	91
Team Jones	#SH	PTS	DIF	SWP	PCT
4:Jennifer Jones	5	20	2.26	7.3	84
3:Kaitlyn Lawes	8	25	2.86	3.8	67
2:Jill Officer	4	19	2.38	3.3	100
1:Dawn McEwen	5	23	1.60	3.3	95
TEAM TOTALS	22	87	2.34	4.4	83

Players' Championship: Event Leaders

Summary Statistics									
Team	GP	PF/G	PA/G	EF/G	EA/G	PF/E	PA/E	BE/G	
1. Muirhead, Eve	5	11.76	6.76	5.59	4.12	2.11	1.64	0.29	
2. Sigfridsson, Margaretha	5	8.46	6.15	5.13	4.10	1.65	1.50	0.77	
3. Homan, Rachel	5	9.03	7.10	5.16	4.19	1.75	1.69	0.65	
4. Tirinzoni, Silvana	5	7.50	6.25	4.75	4.25	1.58	1.47	1.00	
5. Middaugh, Sherry	5	8.06	7.22	5.00	4.17	1.61	1.73	0.83	
6. Lawton, Stefanie	4	7.69	8.46	5.00	4.23	1.54	2.00	0.77	
7. Jones, Jennifer	5	6.92	7.69	4.10	5.13	1.69	1.50	0.77	
8. Jaggi, Michele	5	6.67	7.69	4.10	4.87	1.63	1.58	1.03	
9. Nedohin, Heather	5	5.26	7.11	3.42	5.00	1.54	1.42	1.58	
10. Sweeting, Valerie	4	6.88	9.06	4.06	4.69	1.69	1.93	1.25	
11. Hastings, Julie	4	6.88	9.06	4.38	5.31	1.57	1.71	0.31	
12. Webster, Crystal	4	5.36	8.93	3.93	4.29	1.36	2.08	1.79	

GP = Games Played, W = Wins; L = Losses; PF/G = Points For per 10 End Game; PA/G = Points Against per 10 End Game; EF/G = Ends For per 10 End Game; EA/G = Ends Against per 10 End Game; PF/E = Points For per End; PA/E = Points Against per End; BE/G = Blanks Ends per 10 End Game.

With Hammer													
Team	GP	EF	EA	4+	3	2	PF/E	PA/E	PF (%)	PA (%)	HE	SAE	
1. Muirhead, Eve	5	16	0	1-0	3-0	9-0	2.12	0.00	36 (90)	0 (0)	0.81	0.00	
2. Sigfridsson, Margaretha	5	17	2	0-0	2-0	7-1	1.33	0.14	28 (85)	3 (13)	0.47	0.10	
3. Middaugh, Sherry	5	14	0	0-0	2-0	4-0	1.47	0.00	22 (76)	0 (0)	0.43	0.00	
4. Homan, Rachel	5	13	1	0-0	3-0	3-1	1.47	0.13	22 (79)	2 (9)	0.43	0.07	
5. Lawton, Stefanie	4	8	2	0-0	1-1	3-1	1.30	0.50	13 (65)	5 (23)	0.40	0.20	
6. Hastings, Julie	4	11	4	0-0	0-0	6-2	1.13	0.40	17 (77)	6 (21)	0.40	0.27	
7. Tirinzoni, Silvana	5	15	3	1-0	1-0	5-2	1.25	0.25	25 (83)	5 (20)	0.39	0.15	
8. Jaggi, Michele	5	14	5	0-0	1-0	6-2	1.05	0.33	22 (85)	7 (23)	0.37	0.24	
9. Sweeting, Valerie	4	12	2	0-0	3-1	2-0	1.33	0.27	20 (91)	4 (14)	0.36	0.13	
10. Jones, Jennifer	5	13	7	1-0	1-1	5-1	1.00	0.43	23 (85)	10 (33)	0.35	0.30	
11. Nedohin, Heather	5	12	6	1-0	0-0	3-2	0.82	0.36	18 (90)	8 (30)	0.22	0.27	
12. Webster, Crystal	4	9	2	0-0	1-1	1-0	0.92	0.31	12 (80)	4 (16)	0.18	0.15	

GP = Games Played, EF = Ends for; 4+ = 4pts or more points scored for - 4pts or more points scored against; 3 = 3 points scored for - 3 points scored against; 2 = 2 points scored for - 2 points scored against; PF/E = Points scored per end; PA/E = Point against per end; PA (%) = Point for (% of points for); PA (%) = Point against (% of points against); HE = Hammer efficiency, % of time taking 2+ points with hammer; SAE = Stolen against efficiency, % of time giving a stolen end.

Event Leaders

Without Hammer												
Team	GP	EF	EA	4+	3	2	PF/E	PA/E	PF (%)	PA (%)	FE	SE
1. Lawton, Stefanie	4	5	9	0-1	0-1	2-1	0.44	1.06	7 (35)	17 (77)	0.67	0.31
2. Tirinzoni, Silvana	5	4	14	0-0	0-1	1-4	0.25	1.00	5 (17)	20 (80)	0.64	0.20
3. Nedohin, Heather	5	1	13	0-0	0-1	1-4	0.13	1.19	2 (10)	19 (70)	0.62	0.06
4. Sigfridsson, Margaretha	5	3	14	0-0	1-1	0-5	0.28	1.17	5 (15)	21 (88)	0.57	0.17
5. Jones, Jennifer	5	3	13	0-0	0-1	1-5	0.25	1.25	4 (15)	20 (67)	0.54	0.19
6. Middaugh, Sherry	5	4	15	0-1	1-2	1-4	0.33	1.24	7 (24)	26 (100)	0.53	0.19
7. Jaggi, Michele	5	2	14	0-0	1-2	0-5	0.22	1.28	4 (15)	23 (77)	0.50	0.11
8. Muirhead, Eve	5	3	14	0-1	0-0	1-6	0.24	1.35	4 (10)	23 (100)	0.50	0.18
9. Hastings, Julie	4	3	13	0-1	0-1	2-5	0.29	1.35	5 (23)	23 (79)	0.46	0.18
10. Homan, Rachel	5	3	12	0-0	1-1	1-6	0.38	1.25	6 (21)	20 (91)	0.42	0.19
11. Sweeting, Valerie	4	1	13	0-0	0-3	1-6	0.12	1.47	2 (9)	25 (86)	0.31	0.06
12. Webster, Crystal	4	2	10	0-0	0-4	1-3	0.20	1.40	3 (20)	21 (84)	0.30	0.13

GP = Games Played, EF = Ends for; 4+ = 4pts or more points scored for - 4pts or more points scored against; 3 = 3 points scored for - 3 points scored against; 2 = 2 points scored for - 2 points scored against; PF/E = Points scored per end; PA/E = Point against per end; PA (%) = Point for (% of points for); PA (%) = Point against (% of points against); FE = Force efficiency, % of time forcing 1 point without hammer; SE = Stolen against efficiency, % of time stealing an end.

Cumulative Stats Leaders By TEAM

TEAM	#Shots	Points	Difficulty	Sweeping	PCT
Scotland (Muirhead, E)	283	1204	1.84	4.7	88.5
Ontario (Homan, R)	254	1072	1.72	3.8	87.2
Ontario (Middaugh, S)	300	1267	1.64	3.8	86.9
Alberta (Sweeting, V)	256	1045	1.74	3.8	84.5
Sweden (Sigfridsson, M)	319	1275	1.76	4.1	82.7
Saskatchewan (Lawton, S)	211	838	1.72	2.9	82.0
Ontario (Hastings, J)	263	1050	1.54	4.9	81.7
Manitoba (Jones, J)	310	1223	1.78	4.8	81.7
Alberta (Webster, C)	221	860	1.94	4.4	81.2
Alberta (Nedohin, H)	308	1186	1.92	4.3	80.3
Switzerland (Tirinzoni, S)	318	1230	1.60	4.2	79.6
Switzerland (Jaggi, M)	319	1209	1.74	3.9	78.5

Cumulative Stats Leaders By Position

FOURTH	#Shots	Points	Difficulty	Sweeping	PCT
Eve Muirhead (Muirhead)	70	313	1.94	4.9	93.5
Rachel Homan (Homan)	63	265	1.98	3.4	88.1
Julie Hastings (Hastings)	65	263	1.52	4.3	82.8
Sherry Middaugh (Middaugh)	72	286	1.86	3.7	82.4
Valerie Sweeting (Sweeting)	64	250	1.94	3.8	81.7
Jennifer Jones (Jones)	76	296	1.98	4.3	81.3
Maria Prytz (Sigfridsson)	79	303	2.08	4.5	80.5
Heather Nedohin (Nedohin)	75	283	2.24	4.1	79.9

Stefanie Lawton (Lawton)	52	199	2.02	3.0	79.7
Michele Jaggi (Jaggi)	79	301	1.92	3.8	79.5
Silvana Tirinzoni (Tirinzoni)	79	299	1.72	4.3	78.2
Crystal Webster (Webster)	54	198	2.08	3.7	77.0

THIRD	#Shots	Points	Difficulty	Sweeping	PCT
Jo-Ann Rizzo (Middaugh)	76	320	1.74	4.7	87.2
Anna Sloan (Muirhead)	72	289	1.94	3.9	83.9
Kaitlyn Lawes (Jones)	78	316	1.74	4.6	83.7
Emma Miskew (Homan)	64	258	1.72	3.9	83.3
Christina Bertrup (Sigfridsson)	80	319	1.84	4.1	82.8
Sherry Anderson (Lawton)	54	213	1.86	2.7	82.2
Cheryl McPherson (Hastings)	66	261	1.68	5.6	81.4
Manuela Siegrist (Tirinzoni)	81	313	1.66	3.8	79.8
Cathy Overton-Clapham (Webster)	56	206	2.22	4.2	78.0
Beth Iskiw (Nedohin)	77	287	1.98	4.4	77.9
Laura Crocker (Sweeting)	64	240	1.74	3.5	77.8
Carine Mattille (Jaggi)	80	297	1.96	3.1	77.7

Cumulative Stats Leaders By Position

SECOND	#Shots	Points	Difficulty	Sweeping	PCT
Alison Kreviazuk (Homan)	64	291	1.66	4.1	93.8
Lee Merklinger (Middaugh)	76	338	1.62	3.6	91.6
Vicki Adams (Muirhead)	72	308	1.96	4.8	89.5
Dana Ferguson (Sweeting)	64	261	1.90	4.2	85.1
Mary-Anne Arsenault (Nedohin)	78	316	1.86	4.7	84.2
Jill Officer (Jones)	78	314	1.82	5.6	83.7
Sherri Singler (Lawton)	54	215	1.70	2.9	82.3
Stacey Smith (Hastings)	66	261	1.68	4.4	81.7
Geri-Lynn Ramsay (Webster)	56	215	2.02	5.1	80.3
Stephanie Jaggi (Jaggi)	80	309	1.74	4.2	79.9
Maria Wennerstroem (Sigfridsson)	80	306	1.82	4.0	79.6
Esther Neuenschwander (Tirinzoni)	80	304	1.80	4.2	78.9

LEAD	#Shots	Points	Difficulty	Sweeping	PCT
Jenny Perret (Tirinzoni)	6	28	1.16	4.4	94.2
Rachelle Pidherny (Sweeting)	64	294	1.38	3.7	93.5
Jenn Gates (Webster)	55	241	1.44	4.7	89.5
Margaretha Sigfridsson (Sigfridsson)	80	347	1.28	3.7	87.8
Claire Hamilton (Muirhead)	69	294	1.50	5.2	87.2
Leigh Armstrong (Middaugh)	76	323	1.34	3.3	86.3
Marliese Kasner (Lawton)	51	211	1.30	3.1	83.8
Lisa Weagle (Homan)	63	258	1.50	3.7	83.4
Katrina Collins (Hastings)	66	265	1.32	5.3	81.1
Marlene Albrecht (Tirinzoni)	72	286	1.26	4.3	80.2
Laine Peters (Nedohin)	78	300	1.60	4.1	79.1
Dawn McEwen (Jones)	78	297	1.58	4.6	77.9
Emilie Mattille (Jaggi)	80	302	1.38	4.3	76.9

Stats Explained

Below is important information describing the meaning of all statistics covered in this Stats Report:

HMR = Record with hammer to start game;
STL = Record without hammer to start game;
1-PT = Record in games decided by 1 point;
EE-H = Extra end record with hammer;
EE-S = Extra end record without hammer.

Game Statistics:

All game statistics are calculated based on 10 end games. For example, PF/G is calculated by taking the total points scored, multiplying by a constant (10) and dividing by the actual ends played.

PF/G = Points For per Game;
PA/G = Points Against per Game;
EF/G = Ends For per Game;
EA/G = Ends Against per Game;
BE/G = Blanks Ends per Game.

End Statistics:

PF/E = Points For per End. Total points scored divided by total ends taken. Offensive indicator.
PA/E = Points Against per End. Total points against divided by total ends against. Defensive indicator.

Efficiency Statistics:

HE = Hammer Efficiency = percentage of time taking 2 or more points with hammer. A team with a high hammer efficiency executes well with the hammer.

FE = Force Efficiency: percentage of time forcing 1 point without when the other team has the hammer. A team with a high force efficiency plays well defensively.

SE = Steal Efficiency = percentage of time stealing an end. A team with high steal efficiency is very good at stealing ends.

SAE = Steals Against Efficiency = percentage of time giving up a stolen end. A team with low steals against efficiency is very good at defending against stolen ends.

Player and Team Shooting Statistics:

Points (PTS) = Total Points Scored. X/5

Difficulty (DIF) = Average Degree of Difficulty. Degree of Difficulty is an automated micro-multiplier (between 1.000 - 1.200) based upon each shot thrown, including pre and post contact modifiers. Degree of difficulty factors into the overall Shooting Percentage.

Sweeping (SWP) = Average Sweep Factor. Average distance swept (percentage). Determines effective usage of sweepers for shots. Sweep factor is not factored into the overall Shooting Percentage.

Shooting Percentage (PCT) = Average Shooting Accuracy (percentage).

</