






















Players' Championship:

Draw 1: Tuesday Apr 15 2014 -- 19:00

Team	HMR	1	2	3	4	5	6	7	8	Score
 Jennifer Jones Winnipeg, MB		0	2	2	0	1	0	0	0	5
 Silvana Tirinzoni Aarau, SUI		1	0	0	1	0	2	1	1	6
View Game Details										Admin
Team	HMR	1	2	3	4	5	6	7	8	Score
 Heather Nedohin Edmonton, AB		0	0	1	0	1	0	X		2
 Rachel Homan Ottawa, ON		1	2	0	3	0	1	X		7
View Game Details										Admin
Team	HMR	1	2	3	4	5	6	7	8	Score
 Eve Muirhead Stirling, SCO		2	0	2	0	2	1	0	X	7
 Michele Jaggi Bern, SUI		0	2	0	1	0	0	2	X	5
View Game Details										Admin

Players' Championship:

Standings

Team	GP	W	L	PCT	DSC
Pool A					
 Tirinzoni, S (Aarau, SUI)	1	1	0	1.000	
 Hastings, J (Thornhill, ON)	0	0	0	0.000	
 Middaugh, S (Coldwater, ON)	0	0	0	0.000	
 Sigfridsson, M (Harnosand, SWE)	0	0	0	0.000	
 Sweeting, V (Edmonton, AB)	0	0	0	0.000	
 Jones, J (Winnipeg, MB)	1	0	1	0.000	
Pool B					
 Homan, R (Ottawa CC)	1	1	0	1.000	
 Muirhead, E (Stirling, SCO)	1	1	0	1.000	
 Lawton, S (Saskatoon, SK)	0	0	0	0.000	
 Webster, C (Calgary, AB)	0	0	0	0.000	
 Jaggi, M (Bern, SUI)	1	0	1	0.000	
 Nedohin, H (Edmonton, AB)	1	0	1	0.000	




LEGEND: GP = Games Played, W = Wins; L = Losses; PCT = Winning Percentage; DSC = Tiebreaker Shootout Distance.
";

Draw by Draw DSC Results

Tournament Grid Schedule

Completed Games	Remaining Games
>>> Tirinzoni, Silvana	
Jones (MB) (W6-5),	Middaugh (ON) (4), Hastings (ON) (6), Sweeting (AB) (9), Sigfridsson (SWE) (10),
>>> Muirhead, Eve	
Jaggi (SUI) (W7-5),	Lawton (SK) (4), Homan (ON) (7), Webster (AB) (9), Nedohin (AB) (10),
>>> Homan, Rachel	
Nedohin (AB) (W7-2),	Webster (AB) (4), Muirhead (SCO) (7), Lawton (SK) (9), Jaggi (SUI) (10),
>>> Hastings, Julie	
	Sigfridsson (SWE) (2), Jones (MB) (4), Tirinzoni (SUI) (6), Middaugh (ON) (9), Sweeting (AB) (11),
>>> Lawton, Stefanie	
	Nedohin (AB) (2), Muirhead (SCO) (4), Jaggi (SUI) (6), Homan (ON) (9), Webster (AB) (11),
>>> Middaugh, Sherry	
	Sweeting (AB) (2), Tirinzoni (SUI) (4), Sigfridsson (SWE) (7), Hastings (ON) (9), Jones (MB) (10),
>>> Sigfridsson, Margaretha	
	Hastings (ON) (2), Sweeting (AB) (4), Middaugh (ON) (7), Jones (MB) (9), Tirinzoni (SUI) (10),
>>> Webster, Crystal	
	Jaggi (SUI) (2), Homan (ON) (4), Nedohin (AB) (6), Muirhead (SCO) (9), Lawton (SK) (11),
>>> Sweeting, Valerie	
	Middaugh (ON) (2), Sigfridsson (SWE) (4), Jones (MB) (7), Tirinzoni (SUI) (9), Hastings (ON) (11),
>>> Nedohin, Heather	
Homan (ON) (L2-7),	Lawton (SK) (2), Webster (AB) (6), Jaggi (SUI) (8), Muirhead (SCO) (10),
>>> Jaggi, Michele	
Muirhead (SCO) (L5-7),	Webster (AB) (2), Lawton (SK) (6), Nedohin (AB) (8), Homan (ON) (10),
>>> Jones, Jennifer	
Tirinzoni (SUI) (L5-6),	Hastings (ON) (4), Sweeting (AB) (7), Sigfridsson (SWE) (9), Middaugh (ON) (10),

Players' Championship --- Draw 1, Sheet A

Team		HMR	1	2	3	4	5	6	7	8	Score
	Jennifer Jones Winnipeg, MB		0	2	2	0	1	0	0	0	5
	Silvana Tirinzoni Aarau, SUI		1	0	0	1	0	2	1	1	6
View Game Details											Admin

Shooting: (All Shots, All Turns)

Team Jones	#SH	PTS	DIF	SWP	PCT
4:Jennifer Jones	16	60	1.92	5.0	79
3:Kaitlyn Lawes	16	69	1.48	5.0	88
2:Jill Officer	16	72	1.72	5.0	93
1:Dawn McEwen	16	65	1.56	4.6	83
TEAM TOTALS	64	266	1.66	4.9	86
Team Tirinzoni	#SH	PTS	DIF	SWP	PCT
4:Silvana Tirinzoni	16	57	1.56	6.5	73
3:Manuela Siegrist	16	60	1.64	2.9	77
2:Esther Neuschwander	16	69	1.72	3.1	89
1:Marlene Albrecht	16	68	1.06	4.0	85
TEAM TOTALS	64	254	1.50	4.1	81

Shooting: (All Draws)

Team Jones	#SH	PTS	DIF	SWP	PCT
4:Jennifer Jones	5	15	1.60	6.7	62
3:Kaitlyn Lawes	4	12	1.50	7.5	62
2:Jill Officer	3	10	1.00	4.4	67
1:Dawn McEwen	9	36	1.34	4.8	81
TEAM TOTALS	21	73	1.38	5.7	71
Team Tirinzoni	#SH	PTS	DIF	SWP	PCT
4:Silvana Tirinzoni	10	35	1.20	6.0	71
3:Manuela Siegrist	7	25	1.28	2.9	72
2:Esther Neuschwander	12	54	1.50	3.1	92
1:Marlene Albrecht	12	51	1.00	3.9	85
TEAM TOTALS	41	165	1.24	4.0	81

Shooting: (All Hits)

Team Jones	#SH	PTS	DIF	SWP	PCT
4:Jennifer Jones	11	45	2.06	4.2	86
3:Kaitlyn Lawes	12	57	1.48	4.2	97
2:Jill Officer	13	62	1.88	5.1	99
1:Dawn McEwen	7	29	1.86	4.3	86
TEAM TOTALS	43	193	1.80	4.5	93
Team Tirinzoni	#SH	PTS	DIF	SWP	PCT
4:Silvana Tirinzoni	6	22	2.16	7.2	77
3:Manuela Siegrist	9	35	1.92	3.0	81
2:Esther Neuschwander	4	15	2.40	3.3	81
1:Marlene Albrecht	4	17	1.26	4.2	86
TEAM TOTALS	23	89	1.94	4.3	81




Shooting: (In-Turns)

Team Jones	#SH	PTS	DIF	SWP	PCT
4:Jennifer Jones	11	44	1.92	5.2	84
3:Kaitlyn Lawes	8	33	1.46	4.6	84
2:Jill Officer	7	33	1.64	4.8	97
1:Dawn McEwen	9	42	1.22	4.8	94
TEAM TOTALS	35	152	1.58	4.9	89
Team Tirinzoni	#SH	PTS	DIF	SWP	PCT
4:Silvana Tirinzoni	8	32	1.56	6.3	82
3:Manuela Siegrist	8	26	1.38	2.9	65
2:Esther Neuschwander	7	27	1.14	3.3	78
1:Marlene Albrecht	15	63	1.06	4.0	84
TEAM TOTALS	38	148	1.26	4.1	79

Shooting: (Out-Turns)

Team Jones	#SH	PTS	DIF	SWP	PCT
4:Jennifer Jones	5	16	1.90	4.7	67
3:Kaitlyn Lawes	8	36	1.50	5.4	92
2:Jill Officer	9	39	1.78	5.2	90
1:Dawn McEwen	7	23	2.00	4.3	69
TEAM TOTALS	29	114	1.78	4.9	82
Team Tirinzoni	#SH	PTS	DIF	SWP	PCT
4:Silvana Tirinzoni	8	25	1.56	6.7	64
3:Manuela Siegrist	8	34	1.90	2.9	89
2:Esther Neuschwander	9	42	2.18	3.0	98
1:Marlene Albrecht	1	5	1.00	3.3	100
TEAM TOTALS	26	106	1.86	4.1	85

Players' Championship --- Draw 1, Sheet B

Team	HMR	1	2	3	4	5	6	7	8	Score
 Heather Nedohin Edmonton, AB		0	0	1	0	1	0	X		2
 Rachel Homan Ottawa, ON		1	2	0	3	0	1	X		7
View Game Details										Admin

Shooting: (All Shots, All Turns)

Team Nedohin	#SH	PTS	DIF	SWP	PCT
4:Heather Nedohin	12	49	2.00	6.4	86
3:Beth Iskiw	12	43	1.80	4.4	74
2:Mary-Anne Arsenault	12	48	1.56	6.7	82
1:Laine Peters	12	47	1.26	4.4	79
TEAM TOTALS	48	187	1.66	5.5	80
Team Homan	#SH	PTS	DIF	SWP	PCT
4:Rachel Homan	12	53	1.76	4.7	91
3:Emma Miskew	12	55	1.56	3.9	94
2:Alison Kreviazuk	12	58	2.08	3.6	100
1:Lisa Weagle	11	39	1.82	3.9	73
TEAM TOTALS	47	205	1.80	4.0	90

Shooting: (All Draws)

Team Nedohin	#SH	PTS	DIF	SWP	PCT
4:Heather Nedohin	8	33	2.00	5.4	87
3:Beth Iskiw	8	26	1.76	5.0	67
2:Mary-Anne Arsenault	8	33	1.50	7.5	85
1:Laine Peters	10	42	1.30	4.7	85
TEAM TOTALS	34	134	1.62	5.6	81
Team Homan	#SH	PTS	DIF	SWP	PCT
4:Rachel Homan	6	27	1.84	6.7	94
3:Emma Miskew	5	23	2.00	5.3	96
2:Alison Kreviazuk	3	15	2.00	5.6	100
1:Lisa Weagle	7	28	1.58	4.3	82
TEAM TOTALS	21	93	1.80	5.4	92

Shooting: (All Hits)

Team Nedohin	#SH	PTS	DIF	SWP	PCT
4:Heather Nedohin	4	16	2.00	8.3	82
3:Beth Iskiw	4	17	1.88	3.3	89
2:Mary-Anne Arsenault	4	15	1.68	5.0	77
1:Laine Peters	2	5	1.00	3.3	50
TEAM TOTALS	14	53	1.74	5.2	78
Team Homan	#SH	PTS	DIF	SWP	PCT
4:Rachel Homan	6	26	1.68	2.8	88
3:Emma Miskew	7	32	1.24	2.9	93
2:Alison Kreviazuk	9	43	2.12	3.0	100
1:Lisa Weagle	4	11	2.26	3.3	58
TEAM TOTALS	26	112	1.80	2.9	89




Shooting: (In-Turns)

Team Nedohin	#SH	PTS	DIF	SWP	PCT
4:Heather Nedohin	4	17	2.50	6.7	90
3:Beth Iskiw	7	24	1.92	2.9	71
2:Mary-Anne Arsenault	6	20	1.16	6.7	67
1:Laine Peters	4	16	1.50	4.2	82
TEAM TOTALS	21	77	1.74	4.9	75
Team Homan	#SH	PTS	DIF	SWP	PCT
4:Rachel Homan	2	10	1.16	0.0	100
3:Emma Miskew	6	26	1.56	2.2	89
2:Alison Kreviazuk	6	30	2.46	2.8	100
1:Lisa Weagle	7	25	2.00	3.8	74
TEAM TOTALS	21	91	1.92	2.7	90

Shooting: (Out-Turns)

Team Nedohin	#SH	PTS	DIF	SWP	PCT
4:Heather Nedohin	8	32	1.76	6.3	84
3:Beth Iskiw	5	19	1.60	6.7	78
2:Mary-Anne Arsenault	6	28	1.96	6.7	97
1:Laine Peters	8	31	1.12	4.6	78
TEAM TOTALS	27	110	1.58	5.9	84
Team Homan	#SH	PTS	DIF	SWP	PCT
4:Rachel Homan	10	43	1.88	5.7	89
3:Emma Miskew	6	29	1.56	5.6	99
2:Alison Kreviazuk	6	28	1.72	4.4	97
1:Lisa Weagle	4	14	1.50	4.2	71
TEAM TOTALS	26	114	1.70	5.1	90

Players' Championship --- Draw 1, Sheet D

Team		HMR	1	2	3	4	5	6	7	8	Score
	Eve Muirhead Stirling, SCO		2	0	2	0	2	1	0	X	7
	Michele Jaggi Bern, SUI		0	2	0	1	0	0	2	X	5
View Game Details											Admin

Shooting: (All Shots, All Turns)

Team Muirhead	#SH	PTS	DIF	SWP	PCT
4:Eve Muirhead	15	67	1.94	4.4	93
3:Anna Sloan	16	62	2.06	4.0	82
2:Vicki Adams	16	70	2.02	5.2	92
1:Claire Hamilton	15	63	1.74	5.1	87
TEAM TOTALS	62	262	1.94	4.7	88
Team Jaggi	#SH	PTS	DIF	SWP	PCT
4:Michele Jaggi	15	60	1.74	2.9	83
3:Carine Mattille	16	64	1.88	3.3	84
2:Stephanie Jaggi	16	62	1.90	5.0	81
1:Emilie Mattille	16	62	1.32	4.0	79
TEAM TOTALS	63	248	1.70	3.8	82

Shooting: (All Draws)

Team Muirhead	#SH	PTS	DIF	SWP	PCT
4:Eve Muirhead	8	40	2.00	5.0	100
3:Anna Sloan	4	11	2.00	2.5	58
2:Vicki Adams	2	9	1.50	6.7	92
1:Claire Hamilton	11	50	1.54	6.1	93
TEAM TOTALS	25	110	1.76	5.2	91
Team Jaggi	#SH	PTS	DIF	SWP	PCT
4:Michele Jaggi	8	29	1.88	3.7	76
3:Carine Mattille	10	40	1.80	4.3	84
2:Stephanie Jaggi	8	31	1.26	4.6	79
1:Emilie Mattille	13	57	1.30	4.9	89
TEAM TOTALS	39	157	1.54	4.4	83

Shooting: (All Hits)

Team Muirhead	#SH	PTS	DIF	SWP	PCT
4:Eve Muirhead	7	27	1.86	3.8	80
3:Anna Sloan	12	51	2.08	4.4	89
2:Vicki Adams	14	61	2.10	5.0	92
1:Claire Hamilton	4	13	2.26	2.5	68
TEAM TOTALS	37	152	2.06	4.3	86
Team Jaggi	#SH	PTS	DIF	SWP	PCT
4:Michele Jaggi	7	31	1.58	1.9	91
3:Carine Mattille	6	24	2.00	1.7	84
2:Stephanie Jaggi	8	31	2.54	5.4	84
1:Emilie Mattille	3	5	1.34	0.0	34
TEAM TOTALS	24	91	1.96	2.8	80

Shooting: (In-Turns)

Team Muirhead	#SH	PTS	DIF	SWP	PCT
4:Eve Muirhead	9	39	2.12	4.4	91
3:Anna Sloan	6	20	1.72	2.2	69
2:Vicki Adams	12	51	1.94	5.8	89
1:Claire Hamilton	6	22	1.66	5.6	75
TEAM TOTALS	33	132	1.90	4.7	83
Team Jaggi	#SH	PTS	DIF	SWP	PCT
4:Michele Jaggi	7	25	1.58	1.9	74
3:Carine Mattille	6	27	2.00	3.9	95
2:Stephanie Jaggi	5	21	2.00	7.3	88
1:Emilie Mattille	9	34	1.34	4.1	77
TEAM TOTALS	27	107	1.66	4.1	82

Shooting: (Out-Turns)

Team Muirhead	#SH	PTS	DIF	SWP	PCT
4:Eve Muirhead	6	28	1.66	4.4	97
3:Anna Sloan	10	42	2.26	5.0	89
2:Vicki Adams	4	19	2.30	3.3	100
1:Claire Hamilton	9	41	1.78	4.8	95
TEAM TOTALS	29	130	2.00	4.6	94
Team Jaggi	#SH	PTS	DIF	SWP	PCT
4:Michele Jaggi	8	35	1.88	3.7	91
3:Carine Mattille	10	37	1.80	3.0	77
2:Stephanie Jaggi	11	41	1.84	3.9	78
1:Emilie Mattille	7	28	1.28	3.8	81
TEAM TOTALS	36	141	1.72	3.6	81

Players' Championship: Event Leaders

Summary Statistics									
Team	GP	PF/G	PA/G	EF/G	EA/G	PF/E	PA/E	BE/G	
1. Homan, Rachel	1	11.67	3.33	6.67	3.33	1.75	1.00	0.00	
2. Muirhead, Eve	1	10.00	7.14	5.71	4.29	1.75	1.67	0.00	
3. Tirinzoni, Silvana	1	7.50	6.25	6.25	3.75	1.20	1.67	0.00	
4. Jones, Jennifer	1	6.25	7.50	3.75	6.25	1.67	1.20	0.00	
5. Jaggi, Michele	1	7.14	10.00	4.29	5.71	1.67	1.75	0.00	
6. Nedohin, Heather	1	3.33	11.67	3.33	6.67	1.00	1.75	0.00	
7. Hastings, Julie	0	0.00	0.00	0.00	0.00	0.00	0.00	0.00	
8. Lawton, Stefanie	0	0.00	0.00	0.00	0.00	0.00	0.00	0.00	
9. Sigfridsson, Margaretha	0	0.00	0.00	0.00	0.00	0.00	0.00	0.00	
10. Webster, Crystal	0	0.00	0.00	0.00	0.00	0.00	0.00	0.00	
11. Sweeting, Valerie	0	0.00	0.00	0.00	0.00	0.00	0.00	0.00	
12. Middaugh, Sherry	0	0.00	0.00	0.00	0.00	0.00	0.00	0.00	

GP = Games Played, W = Wins; L = Losses; PF/G = Points For per 10 End Game; PA/G = Points Against per 10 End Game; EF/G = Ends For per 10 End Game; EA/G = Ends Against per 10 End Game; PF/E = Points For per End; PA/E = Points Against per End; BE/G = Blanks Ends per 10 End Game.

With Hammer													
Team	GP	EF	EA	4+	3	2	PF/E	PA/E	PF (%)	PA (%)	HE	SAE	
1. Muirhead, Eve	1	3	0	0-0	0-0	3-0	2.00	0.00	6 (86)	0 (0)	1.00	0.00	
2. Jaggi, Michele	1	3	1	0-0	0-0	2-0	1.25	0.25	5 (100)	1 (14)	0.50	0.25	
3. Tirinzoni, Silvana	1	2	1	0-0	0-0	1-1	1.00	0.67	3 (50)	2 (40)	0.33	0.33	
4. Homan, Rachel	1	3	0	0-0	1-0	0-0	1.67	0.00	5 (71)	0 (0)	0.33	0.00	
5. Jones, Jennifer	1	2	3	0-0	0-0	1-0	0.60	0.60	3 (60)	3 (50)	0.20	0.60	
6. Nedohin, Heather	1	2	1	0-0	0-0	0-1	0.67	0.67	2 (100)	2 (29)	0.00	0.33	
7. Sigfridsson, Margaretha	0	0	0	0-0	0-0	0-0	0.00	0.00	0 (0)	0 (0)	0.00	0.00	
8. Sweeting, Valerie	0	0	0	0-0	0-0	0-0	0.00	0.00	0 (0)	0 (0)	0.00	0.00	
9. Webster, Crystal	0	0	0	0-0	0-0	0-0	0.00	0.00	0 (0)	0 (0)	0.00	0.00	
10. Hastings, Julie	0	0	0	0-0	0-0	0-0	0.00	0.00	0 (0)	0 (0)	0.00	0.00	
11. Lawton, Stefanie	0	0	0	0-0	0-0	0-0	0.00	0.00	0 (0)	0 (0)	0.00	0.00	
12. Middaugh, Sherry	0	0	0	0-0	0-0	0-0	0.00	0.00	0 (0)	0 (0)	0.00	0.00	

GP = Games Played, EF = Ends for; 4+ = 4pts or more points scored for - 4pts or more points scored against; 3 = 3 points scored for - 3 points scored against; 2 = 2 points scored for - 2 points scored against; PF/E = Points scored per end; PA/E = Point against per end; PA (%) = Point for (% of points for); PA (%) = Point against (% of points against); HE = Hammer efficiency, % of time taking 2+ points with hammer; SAE = Stolen against efficiency, % of time giving a stolen end.

Event Leaders

Without Hammer												
Team	GP	EF	EA	4+	3	2	PF/E	PA/E	PF (%)	PA (%)	FE	SE
1. Homan, Rachel	1	1	2	0-0	0-0	1-0	0.67	0.67	2 (29)	2 (100)	1.00	0.33
2. Nedohin, Heather	1	0	3	0-0	0-1	0-0	0.00	1.67	0 (0)	5 (71)	0.67	0.00
3. Jones, Jennifer	1	1	2	0-0	0-0	1-1	0.67	1.00	2 (40)	3 (50)	0.50	0.33
4. Tirinzoni, Silvana	1	3	2	0-0	0-0	0-1	0.60	0.60	3 (50)	3 (60)	0.50	0.60
5. Muirhead, Eve	1	1	3	0-0	0-0	0-2	0.25	1.25	1 (14)	5 (100)	0.33	0.25
6. Jaggi, Michele	1	0	3	0-0	0-0	0-3	0.00	2.00	0 (0)	6 (86)	0.00	0.00
7. Webster, Crystal	0	0	0	0-0	0-0	0-0	0.00	0.00	0 (0)	0 (0)	0.00	0.00
8. Lawton, Stefanie	0	0	0	0-0	0-0	0-0	0.00	0.00	0 (0)	0 (0)	0.00	0.00
9. Sigfridsson, Margaretha	0	0	0	0-0	0-0	0-0	0.00	0.00	0 (0)	0 (0)	0.00	0.00
10. Sweeting, Valerie	0	0	0	0-0	0-0	0-0	0.00	0.00	0 (0)	0 (0)	0.00	0.00
11. Hastings, Julie	0	0	0	0-0	0-0	0-0	0.00	0.00	0 (0)	0 (0)	0.00	0.00
12. Middaugh, Sherry	0	0	0	0-0	0-0	0-0	0.00	0.00	0 (0)	0 (0)	0.00	0.00

GP = Games Played, EF = Ends for; 4+ = 4pts or more points scored for - 4pts or more points scored against; 3 = 3 points scored for - 3 points scored against; 2 = 2 points scored for - 2 points scored against; PF/E = Points scored per end; PA/E = Point against per end; PA (%) = Point for (% of points for); PA (%) = Point against (% of points against); FE = Force efficiency, % of time forcing 1 point without hammer; SE = Stolen against efficiency, % of time stealing an end.

Cumulative Stats Leaders By TEAM

TEAM	#Shots	Points	Difficulty	Sweeping	PCT
Ontario (Homan, R)	47	205	1.80	4.0	90.4
Scotland (Muirhead, E)	62	262	1.94	4.7	88.3
Manitoba (Jones, J)	64	266	1.66	4.9	85.8
Switzerland (Jaggi, M)	63	248	1.70	3.8	81.6
Switzerland (Tirinzoni, S)	64	254	1.50	4.1	81.2
Alberta (Nedohin, H)	48	187	1.66	5.5	80.2

Cumulative Stats Leaders By Position

FOURTH	#Shots	Points	Difficulty	Sweeping	PCT
Eve Muirhead (Muirhead)	15	67	1.94	4.4	93.3
Rachel Homan (Homan)	12	53	1.76	4.7	91.0
Heather Nedohin (Nedohin)	12	49	2.00	6.4	85.5
Michele Jaggi (Jaggi)	15	60	1.74	2.9	83.2
Jennifer Jones (Jones)	16	60	1.92	5.0	78.6
Silvana Tirinzoni (Tirinzoni)	16	57	1.56	6.5	73.2
THIRD	#Shots	Points	Difficulty	Sweeping	PCT
Emma Miskew (Homan)	12	55	1.56	3.9	94.2
Kaitlyn Lawes (Jones)	16	69	1.48	5.0	88.3
Carine Mattille (Jaggi)	16	64	1.88	3.3	83.7
Anna Sloan (Muirhead)	16	62	2.06	4.0	81.5
Manuela Siegrist (Tirinzoni)	16	60	1.64	2.9	77.1
Beth Iskiw (Nedohin)	12	43	1.80	4.4	73.9

Cumulative Stats Leaders By Position

SECOND	#Shots	Points	Difficulty	Sweeping	PCT
Alison Kreviazuk (Homan)	12	58	2.08	3.6	100.0
Jill Officer (Jones)	16	72	1.72	5.0	93.3
Vicki Adams (Muirhead)	16	70	2.02	5.2	92.0
Esther Neuenschwander (Tirinzoni)	16	69	1.72	3.1	89.3
Mary-Anne Arsenault (Nedohin)	12	48	1.56	6.7	82.1
Stephanie Jaggi (Jaggi)	16	62	1.90	5.0	81.0

LEAD	#Shots	Points	Difficulty	Sweeping	PCT
Claire Hamilton (Muirhead)	15	63	1.74	5.1	86.7
Marlene Albrecht (Tirinzoni)	16	68	1.06	4.0	85.1
Dawn McEwen (Jones)	16	65	1.56	4.6	82.9
Laine Peters (Nedohin)	12	47	1.26	4.4	79.1
Emilie Mattille (Jaggi)	16	62	1.32	4.0	78.8
Lisa Weagle (Homan)	11	39	1.82	3.9	73.0

Stats Explained

Below is important information describing the meaning of all statistics covered in this Stats Report:

- HMR** = Record with hammer to start game;
- STL** = Record without hammer to start game;
- 1-PT** = Record in games decided by 1 point;
- EE-H** = Extra end record with hammer;
- EE-S** = Extra end record without hammer.

Game Statistics:

All game statistics are calculated based on 10 end games. For example, PF/G is calculated by taking the total points scored, multiplying by a constant (10) and dividing by the actual ends played.

- PF/G** = Points For per Game;
- PA/G** = Points Against per Game;
- EF/G** = Ends For per Game;
- EA/G** = Ends Against per Game;
- BE/G** = Blanks Ends per Game.

End Statistics:

- PF/E** = Points For per End. Total points scored divided by total ends taken. Offensive indicator.
- PA/E** = Points Against per End. Total points against divided by total ends against. Defensive indicator.

Efficiency Statistics:

HE = Hammer Efficiency = percentage of time taking 2 or more points with hammer. A team with a high hammer efficiency executes well with the hammer.

FE = Force Efficiency: percentage of time forcing 1 point without when the other team has the hammer. A team with a high force efficiency plays well defensively.

SE = Steal Efficiency = percentage of time stealing an end. A team with high steal efficiency is very good at stealing ends.

SAE = Steals Against Efficiency = percentage of time giving up a stolen end. A team with low steals against efficiency is very good at defending against stolen ends.

Player and Team Shooting Statistics:

Points (PTS) = Total Points Scored. X/5

Difficulty (DIF) = Average Degree of Difficulty. Degree of Difficulty is an automated micro-multiplier (between 1.000 - 1.200) based upon each shot thrown, including pre and post contact modifiers. Degree of difficulty factors into the overall Shooting Percentage.

Sweeping (SWP) = Average Sweep Factor. Average distance swept (percentage). Determines effective usage of sweepers for shots. Sweep factor is not factored into the overall Shooting Percentage.

Shooting Percentage (PCT) = Average Shooting Accuracy (percentage).