
















The Syncrude National:
Draw 2: Thursday Mar 13 2014 -- 10:00

Team		HMR	1	2	3	4	5	6	7	8	EE	Score
	Brock Virtue Regina, SK		2	0	0	2	0	2	0	0	0	6
	Brad Jacobs Sault Ste Marie, ON		0	1	1	0	2	0	1	1	2	8
View Game Details												Admin
Team		HMR	1	2	3	4	5	6	7	8		Score
	Soo-Hyuk Kim , KOR		1	1	0	0	0	1	X			3
	Oskar Eriksson Lit, SWE		0	0	3	2	2	0	X			7
View Game Details												Admin
Team		HMR	1	2	3	4	5	6	7	8		Score
	Pascal Hess Zug, SUI		0	1	0	1	2	0	0	0		4
	Mark Dacey Halifax, NS		1	0	3	0	0	1	0	1		6
View Game Details												Admin
Team		HMR	1	2	3	4	5	6	7	8		Score
	Brendan Bottcher Edmonton, AB		0	0	1	0	0	X				1
	Mike McEwen Winnipeg, MB		3	2	0	1	1	X				7
View Game Details												Admin
Team		HMR	1	2	3	4	5	6	7	8	EE	Score
	Kevin Martin Edmonton, AB		0	1	0	1	0	1	2	0	1	6
	Steve Laycock Saskatoon, SK		0	0	2	0	1	0	0	2	0	5
View Game Details												Admin

The Syncrude National: Standings

Team	GP	W	L	PCT	DSC
Pool A					
 Dacey, M (Halifax, NS)	1	1	0	1.000	
 Howard, G (Penetanguishene, ON)	1	1	0	1.000	
 Michel, S (Adelboden, SUI)	1	1	0	1.000	
 Fanset, T (Toronto, ON)	1	0	1	0.000	
 Hess, P (Zug, SUI)	1	0	1	0.000	
 Koe, K (Calgary, AB)	1	0	1	0.000	
Pool B					
 Martin, K (Edmonton, AB)	2	2	0	1.000	
 McEwen, M (Winnipeg, MB)	1	1	0	1.000	
 Laycock, S (Saskatoon, SK)	2	1	1	0.500	
 Bottcher, B (Edmonton, AB)	1	0	1	0.000	
 Morozumi, Y (Karuizawa, JPN)	1	0	1	0.000	
 Stoughton, J (Winnipeg, MB)	1	0	1	0.000	
Pool C					
 Eriksson, O (Lit, SWE)	1	1	0	1.000	
 Gushue, B (St. John's, NL)	1	1	0	1.000	
 Jacobs, B (Sault Ste Marie, ON)	1	1	0	1.000	
 Edin, N (Karlstad, SWE)	1	0	1	0.000	
 Kim, S (, KOR)	1	0	1	0.000	
 Virtue, B (Regina, SK)	1	0	1	0.000	




LEGEND: GP = Games Played, W = Wins; L = Losses; PCT = Winning Percentage; DSC = Tiebreaker Shootout Distance.
";

Draw by Draw DSC Results

Tournament Grid Schedule

Completed Games	Remaining Games
>>> Martin, Kevin	
Morozumi (JPN) (W6-5), Laycock (SK) (W6-5),	McEwen (MB) (5), Bottcher (AB) (8), Stoughton (MB) (9),
>>> Jacobs, Brad	
Virtue (SK) (W8-6),	Edin (SWE) (4), Gushue (NL) (5), Kim (KOR) (7), Eriksson (SWE) (9),
>>> Dacey, Mark	
Hess (SUI) (W6-4),	Koe (AB) (3), Howard (ON) (6), Fanset (ON) (7), Michel (SUI) (9),
>>> Gushue, Brad	
Edin (SWE) (W6-5),	Kim (KOR) (4), Jacobs (ON) (5), Virtue (SK) (7), Eriksson (SWE) (8),
>>> Michel, Sven	
Koe (AB) (W5-4),	Fanset (ON) (3), Howard (ON) (4), Hess (SUI) (7), Dacey (NS) (9),
>>> Eriksson, Oskar	
Kim (KOR) (W7-3),	Virtue (SK) (4), Edin (SWE) (6), Gushue (NL) (8), Jacobs (ON) (9),
>>> McEwen, Mike	
Bottcher (AB) (W7-1),	Morozumi (JPN) (3), Martin (AB) (5), Laycock (SK) (7), Stoughton (MB) (8),
>>> Howard, Glenn	
Fanset (ON) (W6-3),	Hess (SUI) (3), Michel (SUI) (4), Dacey (NS) (6), Koe (AB) (8),
>>> Laycock, Steve	
Stoughton (MB) (W6-5), Martin (AB) (L5-6),	Bottcher (AB) (5), McEwen (MB) (7), Morozumi (JPN) (8),
>>> Edin, Niklas	
Gushue (NL) (L5-6),	Jacobs (ON) (4), Virtue (SK) (5), Eriksson (SWE) (6), Kim (KOR) (9),
>>> Morozumi, Yusuke	
Martin (AB) (L5-6),	McEwen (MB) (3), Stoughton (MB) (5), Bottcher (AB) (6), Laycock (SK) (8),
>>> Stoughton, Jeff	
Laycock (SK) (L5-6),	Bottcher (AB) (3), Morozumi (JPN) (5), McEwen (MB) (8), Martin (AB) (9),
>>> Virtue, Brock	
Jacobs (ON) (L6-8),	Eriksson (SWE) (4), Edin (SWE) (5), Kim (KOR) (6), Gushue (NL) (7),
>>> Hess, Pascal	
Dacey (NS) (L4-6),	Howard (ON) (3), Koe (AB) (6), Michel (SUI) (7), Fanset (ON) (9),
>>> Bottcher, Brendan	
McEwen (MB) (L1-7),	Stoughton (MB) (3), Laycock (SK) (5), Morozumi (JPN) (6), Martin (AB) (8),
>>> Koe, Kevin	
Michel (SUI) (L4-5),	Dacey (NS) (3), Fanset (ON) (4), Hess (SUI) (6), Howard (ON) (8),
>>> Fanset, Travis	
Howard (ON) (L3-6),	Michel (SUI) (3), Koe (AB) (4), Dacey (NS) (7), Hess (SUI) (9),
>>> Kim, Soo-Hyuk	
Eriksson (SWE) (L3-7),	Gushue (NL) (4), Virtue (SK) (6), Jacobs (ON) (7), Edin (SWE) (9),

The Syncrude National --- Draw 2, Sheet A

Team	HMR	1	2	3	4	5	6	7	8	EE	Score
 Brock Virtue Regina, SK		2	0	0	2	0	2	0	0	0	6
 Brad Jacobs Sault Ste Marie, ON		0	1	1	0	2	0	1	1	2	8
View Game Details											Admin

Shooting: (All Shots, All Turns)

Team	#SH	PTS	DIF	SWP	PCT
Team Virtue	18	52	2.18	3.0	61
4:Brock Virtue	18	52	2.18	3.0	61
3:Braeden Moskowy	18	76	2.00	3.0	89
2:Chris Schille	18	62	1.94	2.2	73
1:D.J. Kidby	18	69	1.78	2.6	79
TEAM TOTALS	72	259	1.98	2.7	75
Team Jacobs	18	76	2.02	4.4	89
4:Brad Jacobs	18	76	2.02	4.4	89
3:Ryan Fry	18	72	2.22	2.8	85
2:E.J. Harnden	18	72	2.14	2.0	84
1:Ryan Harnden	18	78	1.28	3.7	88
TEAM TOTALS	72	298	1.92	3.2	86

Shooting: (All Draws)

Team	#SH	PTS	DIF	SWP	PCT
Team Virtue	7	15	2.14	3.8	46
4:Brock Virtue	7	15	2.14	3.8	46
3:Braeden Moskowy	4	17	2.00	2.5	89
2:Chris Schille	8	20	1.88	4.2	52
1:D.J. Kidby	14	58	1.58	3.1	85
TEAM TOTALS	33	110	1.82	3.4	69
Team Jacobs	11	48	2.00	3.9	92
4:Brad Jacobs	11	48	2.00	3.9	92
3:Ryan Fry	8	30	2.12	2.5	79
2:E.J. Harnden	12	48	2.08	2.2	84
1:Ryan Harnden	18	78	1.28	3.7	88
TEAM TOTALS	49	204	1.78	3.2	86

Shooting: (All Hits)

Team	#SH	PTS	DIF	SWP	PCT
Team Virtue	11	37	2.22	2.4	71
4:Brock Virtue	11	37	2.22	2.4	71
3:Braeden Moskowy	14	59	2.00	3.1	88
2:Chris Schille	10	42	1.98	0.7	89
1:D.J. Kidby	4	11	2.50	0.8	59
TEAM TOTALS	39	149	2.12	2.1	80
Team Jacobs	7	28	2.08	5.2	84
4:Brad Jacobs	7	28	2.08	5.2	84
3:Ryan Fry	10	42	2.30	3.0	89
2:E.J. Harnden	6	24	2.26	1.7	85
TEAM TOTALS	23	94	2.22	3.3	87




Shooting: (In-Turns)

Team	#SH	PTS	DIF	SWP	PCT
Team Virtue	11	32	2.00	2.7	61
4:Brock Virtue	11	32	2.00	2.7	61
3:Braeden Moskowy	9	40	2.08	2.2	94
2:Chris Schille	3	10	2.92	0.0	76
1:D.J. Kidby	14	58	1.58	3.1	85
TEAM TOTALS	37	140	1.94	2.5	79
Team Jacobs	10	47	2.06	3.3	99
4:Brad Jacobs	10	47	2.06	3.3	99
3:Ryan Fry	9	32	1.98	3.3	74
2:E.J. Harnden	5	15	2.16	2.7	63
1:Ryan Harnden	5	20	1.20	4.0	81
TEAM TOTALS	29	114	1.90	3.3	82

Shooting: (Out-Turns)

Team	#SH	PTS	DIF	SWP	PCT
Team Virtue	7	20	2.46	3.3	62
4:Brock Virtue	7	20	2.46	3.3	62
3:Braeden Moskowy	9	36	1.94	3.7	83
2:Chris Schille	15	52	1.74	2.7	72
1:D.J. Kidby	4	11	2.50	0.8	59
TEAM TOTALS	35	119	2.02	2.9	71
Team Jacobs	8	29	2.00	5.8	76
4:Brad Jacobs	8	29	2.00	5.8	76
3:Ryan Fry	9	40	2.48	2.2	95
2:E.J. Harnden	13	57	2.14	1.8	93
1:Ryan Harnden	13	58	1.30	3.6	90
TEAM TOTALS	43	184	1.94	3.2	89

The Syncrude National --- Draw 2, Sheet B

Team	HMR	1	2	3	4	5	6	7	8	Score
 Soo-Hyuk Kim , KOR		1	1	0	0	0	1	X		3
 Oskar Eriksson Lit, SWE		0	0	3	2	2	0	X		7
View Game Details										Admin

Shooting: (All Shots, All Turns)

Team Kim	#SH	PTS	DIF	SWP	PCT
4:Soo-Hyuk Kim	12	32	2.20	8.1	56
3:Jong-Duk Park	12	45	2.40	6.9	81
2:Tae-Hwan Kim	12	40	2.54	6.9	72
1:Yoon-Ho Nam	12	51	1.34	6.7	86
TEAM TOTALS	48	168	2.12	7.2	74
Team Eriksson	#SH	PTS	DIF	SWP	PCT
4:Oskar Eriksson	12	47	2.32	5.6	83
3:Kristian Lindstroem	12	53	2.34	6.9	94
2:Markus Eriksson	12	44	2.26	6.7	78
1:Christoffer Sundgren	12	45	1.50	6.1	77
TEAM TOTALS	48	189	2.10	6.3	83

Shooting: (All Draws)

Team Kim	#SH	PTS	DIF	SWP	PCT
4:Soo-Hyuk Kim	7	21	2.28	8.6	64
3:Jong-Duk Park	6	23	2.50	6.1	83
2:Tae-Hwan Kim	8	24	2.00	6.7	63
1:Yoon-Ho Nam	12	51	1.34	6.7	86
TEAM TOTALS	33	119	1.90	7.0	75
Team Eriksson	#SH	PTS	DIF	SWP	PCT
4:Oskar Eriksson	7	31	2.00	4.3	93
3:Kristian Lindstroem	5	21	2.20	6.7	89
2:Markus Eriksson	8	25	2.22	6.7	66
1:Christoffer Sundgren	12	45	1.50	6.1	77
TEAM TOTALS	32	122	1.90	5.9	80

Shooting: (All Hits)

Team Kim	#SH	PTS	DIF	SWP	PCT
4:Soo-Hyuk Kim	5	11	2.10	7.3	45
3:Jong-Duk Park	6	22	2.30	7.8	79
2:Tae-Hwan Kim	4	16	3.62	7.5	90
TEAM TOTALS	15	49	2.58	7.6	71
Team Eriksson	#SH	PTS	DIF	SWP	PCT
4:Oskar Eriksson	5	16	2.76	7.3	69
3:Kristian Lindstroem	7	32	2.44	7.1	98
2:Markus Eriksson	4	19	2.34	6.7	100
TEAM TOTALS	16	67	2.52	7.1	90




Shooting: (In-Turns)

Team Kim	#SH	PTS	DIF	SWP	PCT
4:Soo-Hyuk Kim	4	8	2.00	8.3	41
3:Jong-Duk Park	6	20	2.42	6.1	72
2:Tae-Hwan Kim	4	11	2.00	6.7	58
1:Yoon-Ho Nam	3	13	1.34	5.6	88
TEAM TOTALS	17	52	2.02	6.7	64
Team Eriksson	#SH	PTS	DIF	SWP	PCT
4:Oskar Eriksson	7	28	2.72	4.3	87
3:Kristian Lindstroem	2	10	2.00	5.0	100
2:Markus Eriksson	2	7	2.00	8.3	74
1:Christoffer Sundgren	2	7	1.50	1.7	71
TEAM TOTALS	13	52	2.30	4.6	85

Shooting: (Out-Turns)

Team Kim	#SH	PTS	DIF	SWP	PCT
4:Soo-Hyuk Kim	8	24	2.32	7.9	64
3:Jong-Duk Park	6	25	2.38	7.8	90
2:Tae-Hwan Kim	8	29	2.82	7.1	79
1:Yoon-Ho Nam	9	38	1.34	7.0	86
TEAM TOTALS	31	116	2.16	7.4	79
Team Eriksson	#SH	PTS	DIF	SWP	PCT
4:Oskar Eriksson	5	19	1.76	7.3	78
3:Kristian Lindstroem	10	43	2.40	7.3	92
2:Markus Eriksson	10	37	2.30	6.3	79
1:Christoffer Sundgren	10	38	1.50	7.0	78
TEAM TOTALS	35	137	2.02	7.0	82

The Syncrude National --- Draw 2, Sheet C

Team	HMR	1	2	3	4	5	6	7	8	Score
 Pascal Hess Zug, SUI		0	1	0	1	2	0	0	0	4
 Mark Dacey Halifax, NS		1	0	3	0	0	1	0	1	6
View Game Details										Admin

Shooting: (All Shots, All Turns)

Team Hess	#SH	PTS	DIF	SWP	PCT
4:Pascal Hess	16	55	2.08	4.0	73
3:Florian Meister	16	54	1.86	3.5	71
2:Meico Oehninger	16	59	1.76	5.8	76
1:Stefan Meienberg	16	58	1.44	5.6	74
TEAM TOTALS	64	226	1.78	4.7	73
Team Dacey	#SH	PTS	DIF	SWP	PCT
4:Mark Dacey	16	65	1.56	4.4	83
3:Stuart Thompson	16	66	1.86	3.5	86
2:Stephen Burgess	16	64	1.44	3.1	82
1:Tommy Sullivan	16	70	1.26	4.6	89
TEAM TOTALS	64	265	1.52	3.9	85

Shooting: (All Draws)

Team Hess	#SH	PTS	DIF	SWP	PCT
4:Pascal Hess	5	13	2.00	3.3	55
3:Florian Meister	5	18	1.80	2.0	75
2:Meico Oehninger	4	16	1.50	8.3	82
1:Stefan Meienberg	14	53	1.28	5.7	77
TEAM TOTALS	28	100	1.54	5.0	73
Team Dacey	#SH	PTS	DIF	SWP	PCT
4:Mark Dacey	8	35	1.50	4.2	90
3:Stuart Thompson	7	26	1.72	4.3	77
2:Stephen Burgess	5	22	1.20	2.0	89
1:Tommy Sullivan	13	59	1.30	4.4	92
TEAM TOTALS	33	142	1.42	3.9	88

Shooting: (All Hits)

Team Hess	#SH	PTS	DIF	SWP	PCT
4:Pascal Hess	11	42	2.10	4.2	81
3:Florian Meister	11	36	1.88	4.2	69
2:Meico Oehninger	12	43	1.84	5.0	75
1:Stefan Meienberg	2	5	2.50	5.0	53
TEAM TOTALS	36	126	1.98	4.5	73
Team Dacey	#SH	PTS	DIF	SWP	PCT
4:Mark Dacey	8	30	1.64	4.6	76
3:Stuart Thompson	9	40	1.98	3.0	93
2:Stephen Burgess	11	42	1.54	3.6	78
1:Tommy Sullivan	3	11	1.00	5.6	73
TEAM TOTALS	31	123	1.64	3.9	82




Shooting: (In-Turns)

Team Hess	#SH	PTS	DIF	SWP	PCT
4:Pascal Hess	8	26	1.96	5.0	69
3:Florian Meister	11	39	2.06	3.6	75
2:Meico Oehninger	11	41	1.62	5.5	77
1:Stefan Meienberg	8	26	1.76	5.4	67
TEAM TOTALS	38	132	1.84	4.8	72
Team Dacey	#SH	PTS	DIF	SWP	PCT
4:Mark Dacey	7	25	2.10	4.3	74
3:Stuart Thompson	8	33	1.84	3.7	86
2:Stephen Burgess	11	41	1.34	2.7	76
1:Tommy Sullivan	10	45	1.30	4.3	91
TEAM TOTALS	36	144	1.60	3.7	82

Shooting: (Out-Turns)

Team Hess	#SH	PTS	DIF	SWP	PCT
4:Pascal Hess	8	29	2.18	2.9	76
3:Florian Meister	5	15	1.40	3.3	62
2:Meico Oehninger	5	18	2.06	6.7	76
1:Stefan Meienberg	8	32	1.12	5.8	80
TEAM TOTALS	26	94	1.68	4.6	75
Team Dacey	#SH	PTS	DIF	SWP	PCT
4:Mark Dacey	9	40	1.14	4.4	89
3:Stuart Thompson	8	33	1.88	3.3	86
2:Stephen Burgess	5	23	1.64	4.0	95
1:Tommy Sullivan	6	25	1.16	5.0	84
TEAM TOTALS	28	121	1.44	4.2	88

The Syncrude National --- Draw 2, Sheet D

Team	HMR	1	2	3	4	5	6	7	8	Score
 Brendan Bottcher Edmonton, AB		0	0	1	0	0	X			1
 Mike McEwen Winnipeg, MB		3	2	0	1	1	X			7
View Game Details										Admin

Shooting: (All Shots, All Turns)

Team Bottcher	#SH	PTS	DIF	SWP	PCT
4:Brendan Bottcher	10	29	2.16	4.7	62
3:Tom Appelman	10	31	2.26	3.3	66
2:Bradley Thiessen	10	31	1.76	2.7	64
1:Karrick Martin	10	40	1.30	1.7	81
TEAM TOTALS	40	131	1.86	3.1	68
Team McEwen	#SH	PTS	DIF	SWP	PCT
4:Mike McEwen	10	44	2.02	5.3	92
3:B.J. Neufeld	10	40	2.26	5.7	85
2:Matt Wozniak	10	40	2.06	5.0	85
1:Denni Neufeld	10	35	1.30	5.3	71
TEAM TOTALS	40	159	1.90	5.3	83

Shooting: (All Draws)

Team Bottcher	#SH	PTS	DIF	SWP	PCT
4:Brendan Bottcher	6	14	1.66	5.0	48
3:Tom Appelman	1	3	2.00	0.0	63
2:Bradley Thiessen	7	26	1.72	3.8	77
1:Karrick Martin	9	38	1.34	1.1	86
TEAM TOTALS	23	81	1.56	2.9	72
Team McEwen	#SH	PTS	DIF	SWP	PCT
4:Mike McEwen	4	19	1.26	5.8	96
3:B.J. Neufeld	4	14	2.50	6.7	75
2:Matt Wozniak	3	14	1.66	3.3	96
1:Denni Neufeld	9	30	1.34	5.6	67
TEAM TOTALS	20	77	1.60	5.5	79

Shooting: (All Hits)

Team Bottcher	#SH	PTS	DIF	SWP	PCT
4:Brendan Bottcher	4	15	2.88	4.2	82
3:Tom Appelman	9	28	2.28	3.7	66
2:Bradley Thiessen	3	5	1.84	0.0	35
1:Karrick Martin	1	2	1.00	6.7	40
TEAM TOTALS	17	50	2.26	3.3	63
Team McEwen	#SH	PTS	DIF	SWP	PCT
4:Mike McEwen	6	25	2.54	5.0	90
3:B.J. Neufeld	6	26	2.08	5.0	91
2:Matt Wozniak	7	26	2.22	5.7	80
1:Denni Neufeld	1	5	1.00	3.3	100
TEAM TOTALS	20	82	2.22	5.2	87




Shooting: (In-Turns)

Team Bottcher	#SH	PTS	DIF	SWP	PCT
4:Brendan Bottcher	6	19	1.76	5.0	65
3:Tom Appelman	5	15	2.16	2.7	63
2:Bradley Thiessen	6	15	1.58	0.6	51
1:Karrick Martin	8	31	1.12	1.7	78
TEAM TOTALS	25	80	1.60	2.4	65
Team McEwen	#SH	PTS	DIF	SWP	PCT
4:Mike McEwen	8	36	2.06	5.8	95
3:B.J. Neufeld	7	27	2.22	5.7	81
2:Matt Wozniak	8	32	1.96	4.6	85
1:Denni Neufeld	9	31	1.22	5.6	69
TEAM TOTALS	32	126	1.84	5.4	82

Shooting: (Out-Turns)

Team Bottcher	#SH	PTS	DIF	SWP	PCT
4:Brendan Bottcher	4	10	2.76	4.2	56
3:Tom Appelman	5	16	2.36	4.0	68
2:Bradley Thiessen	4	16	2.00	5.8	84
1:Karrick Martin	2	9	2.00	1.7	94
TEAM TOTALS	15	51	2.32	4.2	73
Team McEwen	#SH	PTS	DIF	SWP	PCT
4:Mike McEwen	2	8	1.88	3.3	83
3:B.J. Neufeld	3	13	2.34	5.6	93
2:Matt Wozniak	2	8	2.42	6.7	85
1:Denni Neufeld	1	4	2.00	3.3	84
TEAM TOTALS	8	33	2.20	5.0	87

The Syncrude National --- Draw 2, Sheet E

Team	HMR	1	2	3	4	5	6	7	8	EE	Score
 Kevin Martin Edmonton, AB		0	1	0	1	0	1	2	0	1	6
 Steve Laycock Saskatoon, SK		0	0	2	0	1	0	0	2	0	5
View Game Details										Admin	

Shooting: (All Shots, All Turns)

Team Martin	#SH	PTS	DIF	SWP	PCT
4:Kevin Martin	18	64	2.14	5.6	75
3:David Nedohin	18	62	1.90	5.9	72
2:Marc Kennedy	18	80	1.82	6.1	93
1:Ben Hebert	18	77	1.62	5.9	88
TEAM TOTALS	72	283	1.88	5.9	82
Team Laycock	#SH	PTS	DIF	SWP	PCT
4:Steve Laycock	18	73	1.58	4.3	83
3:Kirk Muyres	18	68	1.80	5.9	78
2:Colton Flasch	18	75	1.48	6.5	85
1:Dallan Muyres	18	80	1.28	5.6	90
TEAM TOTALS	72	296	1.54	5.6	84

Shooting: (All Draws)

Team Martin	#SH	PTS	DIF	SWP	PCT
4:Kevin Martin	8	31	1.88	5.0	80
3:David Nedohin	8	34	2.22	5.0	91
2:Marc Kennedy	7	33	1.86	7.1	98
1:Ben Hebert	15	64	1.46	5.8	87
TEAM TOTALS	38	162	1.78	5.7	89
Team Laycock	#SH	PTS	DIF	SWP	PCT
4:Steve Laycock	13	58	1.54	4.1	91
3:Kirk Muyres	10	35	1.70	5.0	73
2:Colton Flasch	11	45	1.64	6.4	84
1:Dallan Muyres	16	72	1.32	5.4	91
TEAM TOTALS	50	210	1.52	5.2	86

Shooting: (All Hits)

Team Martin	#SH	PTS	DIF	SWP	PCT
4:Kevin Martin	10	33	2.36	6.0	70
3:David Nedohin	10	28	1.64	6.7	58
2:Marc Kennedy	11	47	1.80	5.5	89
1:Ben Hebert	3	13	2.34	6.7	93
TEAM TOTALS	34	121	1.96	6.1	75
Team Laycock	#SH	PTS	DIF	SWP	PCT
4:Steve Laycock	5	15	1.70	4.7	62
3:Kirk Muyres	8	33	1.92	7.1	85
2:Colton Flasch	7	30	1.24	6.7	87
1:Dallan Muyres	2	8	1.00	6.7	80
TEAM TOTALS	22	86	1.56	6.4	80

Shooting: (In-Turns)

Team Martin	#SH	PTS	DIF	SWP	PCT
4:Kevin Martin	6	17	2.30	3.9	60
3:David Nedohin	10	28	1.70	6.0	59
2:Marc Kennedy	14	64	1.86	5.7	95
1:Ben Hebert	6	27	1.66	6.7	93
TEAM TOTALS	36	136	1.86	5.6	79
Team Laycock	#SH	PTS	DIF	SWP	PCT
4:Steve Laycock	13	55	1.54	4.4	87
3:Kirk Muyres	7	28	1.72	4.8	83
2:Colton Flasch	11	43	1.48	6.1	80
1:Dallan Muyres	11	48	1.36	5.5	89
TEAM TOTALS	42	174	1.50	5.2	85

Shooting: (Out-Turns)

Team Martin	#SH	PTS	DIF	SWP	PCT
4:Kevin Martin	12	47	2.06	6.4	82
3:David Nedohin	8	34	2.14	5.8	90
2:Marc Kennedy	4	16	1.76	7.5	83
1:Ben Hebert	12	50	1.58	5.6	86
TEAM TOTALS	36	147	1.88	6.1	85
Team Laycock	#SH	PTS	DIF	SWP	PCT
4:Steve Laycock	5	18	1.70	4.0	74
3:Kirk Muyres	11	40	1.84	6.7	75
2:Colton Flasch	7	32	1.48	7.1	93
1:Dallan Muyres	7	32	1.14	5.7	92
TEAM TOTALS	30	122	1.58	6.1	83

The Syncrude National: Event Leaders

Summary Statistics									
Team	GP	PF/G	PA/G	EF/G	EA/G	PF/E	PA/E	BE/G	
1. McEwen, Mike	1	14.00	2.00	8.00	2.00	1.75	1.00	0.00	
2. Eriksson, Oskar	1	11.67	5.00	5.00	5.00	2.33	1.00	0.00	
3. Howard, Glenn	1	8.57	4.29	5.71	2.86	1.50	1.50	1.43	
4. Dacey, Mark	1	7.50	5.00	5.00	3.75	1.50	1.33	1.25	
5. Jacobs, Brad	1	8.89	6.67	6.67	3.33	1.33	2.00	0.00	
6. Michel, Sven	1	6.25	5.00	3.75	3.75	1.67	1.33	2.50	
7. Martin, Kevin	2	7.06	5.88	5.29	4.12	1.33	1.43	0.59	
8. Gushue, Brad	1	6.67	5.56	5.56	3.33	1.20	1.67	1.11	
9. Laycock, Steve	2	6.11	6.11	3.89	5.00	1.57	1.22	1.11	
10. Edin, Niklas	1	5.56	6.67	3.33	5.56	1.67	1.20	1.11	
11. Stoughton, Jeff	1	5.56	6.67	4.44	4.44	1.25	1.50	1.11	
12. Koe, Kevin	1	5.00	6.25	3.75	3.75	1.33	1.67	2.50	
13. Morozumi, Yusuke	1	6.25	7.50	5.00	5.00	1.25	1.50	0.00	
14. Virtue, Brock	1	6.67	8.89	3.33	6.67	2.00	1.33	0.00	
15. Hess, Pascal	1	5.00	7.50	3.75	5.00	1.33	1.50	1.25	
16. Fanset, Travis	1	4.29	8.57	2.86	5.71	1.50	1.50	1.43	
17. Kim, Soo-Hyuk	1	5.00	11.67	5.00	5.00	1.00	2.33	0.00	
18. Bottcher, Brendan	1	2.00	14.00	2.00	8.00	1.00	1.75	0.00	

GP = Games Played, W = Wins; L = Losses; PF/G = Points For per 10 End Game; PA/G = Points Against per 10 End Game; EF/G = Ends For per 10 End Game; EA/G = Ends Against per 10 End Game; PF/E = Points For per End; PA/E = Points Against per End; BE/G = Blanks Ends per 10 End Game.

With Hammer													
Team	GP	EF	EA	4+	3	2	PF/E	PA/E	PF (%)	PA (%)	HE	SAE	
1. Michel, Sven	1	1	1	0-0	1-0	0-0	1.50	0.50	3 (60)	1 (25)	0.50	0.50	
2. McEwen, Mike	1	2	0	0-0	1-0	0-0	2.00	0.00	4 (57)	0 (0)	0.50	0.00	
3. Virtue, Brock	1	3	3	0-0	0-0	3-1	1.00	0.67	6 (100)	4 (50)	0.50	0.50	
4. Laycock, Steve	2	6	2	0-0	0-0	3-1	1.13	0.38	9 (82)	3 (27)	0.38	0.25	
5. Fanset, Travis	1	2	1	0-0	0-0	1-0	0.75	0.25	3 (100)	1 (17)	0.33	0.25	
6. Eriksson, Oskar	1	1	2	0-0	1-0	0-0	1.00	0.67	3 (43)	2 (67)	0.33	0.67	
7. Jacobs, Brad	1	3	0	0-0	0-0	1-0	1.33	0.00	4 (50)	0 (0)	0.33	0.00	
8. Howard, Glenn	1	3	0	0-0	1-0	0-0	1.67	0.00	5 (83)	0 (0)	0.33	0.00	
9. Morozumi, Yusuke	1	2	1	0-0	0-0	1-0	1.00	0.33	3 (60)	1 (17)	0.33	0.33	
10. Gushue, Brad	1	4	0	0-0	0-0	1-0	1.00	0.00	5 (83)	0 (0)	0.25	0.00	
11. Stoughton, Jeff	1	3	1	0-0	0-0	1-1	0.80	0.40	4 (80)	2 (33)	0.25	0.20	
12. Koe, Kevin	1	2	2	0-0	0-0	1-0	0.50	0.33	3 (75)	2 (40)	0.25	0.33	
13. Dacey, Mark	1	3	1	0-0	1-0	0-1	1.25	0.50	5 (83)	2 (50)	0.25	0.25	
14. Edin, Niklas	1	3	1	0-0	1-0	0-0	1.25	0.25	5 (100)	1 (17)	0.25	0.25	
15. Martin, Kevin	2	7	2	0-0	0-0	2-0	0.90	0.20	9 (75)	2 (20)	0.22	0.20	
16. Bottcher, Brendan	1	1	2	0-0	0-0	0-1	0.33	1.00	1 (100)	3 (43)	0.00	0.67	
17. Hess, Pascal	1	2	1	0-0	0-0	0-0	0.50	0.25	2 (50)	1 (17)	0.00	0.25	
18. Kim, Soo-Hyuk	1	1	2	0-0	0-0	0-2	0.33	1.33	1 (33)	4 (57)	0.00	0.67	

GP = Games Played, EF = Ends for; 4+ = 4pts or more points scored for
- 4pts or more points scored against; 3 = 3 points scored for - 3
points scored against; 2 = 2 points scored for - 2 points scored
against; PF/E = Points scored per end; PA/E = Point against per end;
PA (%) = Point for (% of points for); PA (%) = Point against (% of
points against); HE = Hammer efficiency, % of time taking 2+ points
with hammer; SAE = Stolen against efficiency, % of time giving a
stolen end.

Event Leaders

Without Hammer												
Team	GP	EF	EA	4+	3	2	PF/E	PA/E	PF (%)	PA (%)	FE	SE
1. Dacey, Mark	1	1	2	0-0	0-0	0-0	0.25	0.50	1 (17)	2 (50)	1.00	0.25
2. Eriksson, Oskar	1	2	1	0-0	0-0	2-0	1.33	0.33	4 (57)	1 (33)	1.00	0.67
3. McEwen, Mike	1	2	1	0-0	0-0	1-0	1.00	0.33	3 (43)	1 (100)	1.00	0.67
4. Laycock, Steve	2	1	7	0-0	0-0	1-1	0.20	0.80	2 (18)	8 (73)	0.86	0.10
5. Edin, Niklas	1	0	4	0-0	0-0	0-1	0.00	1.00	0 (0)	5 (83)	0.75	0.00
6. Fanset, Travis	1	0	3	0-0	0-1	0-0	0.00	1.67	0 (0)	5 (83)	0.67	0.00
7. Hess, Pascal	1	1	3	0-0	0-1	1-0	0.50	1.25	2 (50)	5 (83)	0.67	0.25
8. Gushue, Brad	1	1	3	0-0	0-1	0-0	0.25	1.25	1 (17)	5 (100)	0.67	0.25
9. Virtue, Brock	1	0	3	0-0	0-0	0-1	0.00	1.33	0 (0)	4 (50)	0.67	0.00
10. Stoughton, Jeff	1	1	3	0-0	0-0	0-1	0.25	1.00	1 (20)	4 (67)	0.67	0.25
11. Michel, Sven	1	2	2	0-0	0-0	0-1	0.33	0.50	2 (40)	3 (75)	0.50	0.33
12. Howard, Glenn	1	1	2	0-0	0-0	0-1	0.25	0.75	1 (17)	3 (100)	0.50	0.25
13. Bottcher, Brendan	1	0	2	0-0	0-1	0-0	0.00	2.00	0 (0)	4 (57)	0.50	0.00
14. Martin, Kevin	2	2	5	0-0	0-0	1-3	0.43	1.14	3 (25)	8 (80)	0.40	0.29
15. Morozumi, Yusuke	1	2	3	0-0	0-0	0-2	0.40	1.00	2 (40)	5 (83)	0.33	0.40
16. Jacobs, Brad	1	3	3	0-0	0-0	1-3	0.67	1.00	4 (50)	6 (100)	0.00	0.50
17. Kim, Soo-Hyuk	1	2	1	0-0	0-1	0-0	0.67	1.00	2 (67)	3 (43)	0.00	0.67
18. Koe, Kevin	1	1	1	0-0	0-1	0-0	0.50	1.50	1 (25)	3 (60)	0.00	0.50

GP = Games Played, EF = Ends for; 4+ = 4pts or more points scored for - 4pts or more points scored against; 3 = 3 points scored for - 3 points scored against; 2 = 2 points scored for - 2 points scored against; PF/E = Points scored per end; PA/E = Point against per end; PA (%) = Point for (% of points for); PA (%) = Point against (% of points against); FE = Force efficiency, % of time forcing 1 point without hammer; SE = Stolen against efficiency, % of time stealing an end.

Cumulative Stats Leaders By TEAM

TEAM	#Shots	Points	Difficulty	Sweeping	PCT
Sweden (Edin, N)	71	319	1.54	4.2	92.3
Switzerland (Michel, S)	62	269	1.76	3.9	90.0
Ontario (Jacobs, B)	72	298	1.92	3.2	86.4
Nova Scotia (Dacey, M)	64	265	1.52	3.9	84.8
Alberta (Martin, K)	136	551	1.82	6.2	84.3
Manitoba (McEwen, M)	40	159	1.90	5.3	83.1
Saskatchewan (Laycock, S)	144	578	1.76	4.5	83.1
Sweden (Eriksson, O)	48	189	2.10	6.3	83.1
Newfoundland / Labrador (Gushue, B)	72	286	1.72	3.8	82.1
Manitoba (Stoughton, J)	72	280	2.02	3.8	81.3
Ontario (Howard, G)	64	243	1.72	4.2	78.4
Alberta (Koe, K)	63	235	1.90	3.4	78.1
Saskatchewan (Virtue, B)	72	259	1.98	2.7	75.3
Korea (Kim, S)	48	168	2.12	7.2	73.8

Switzerland (Hess, P)	64	226	1.78	4.7	73.3
Ontario (Fanset, T)	63	224	1.80	4.2	73.3
Japan (Morozumi, Y)	64	224	1.58	6.1	71.7
Alberta (Bottcher, B)	40	131	1.86	3.1	68.1

Cumulative Stats Leaders By Position

FOURTH	#Shots	Points	Difficulty	Sweeping	PCT
Sven Michel (Michel)	16	72	2.28	4.4	95.8
Niklas Edin (Edin)	17	76	1.76	4.3	92.9
Mike McEwen (McEwen)	10	44	2.02	5.3	92.2
Brad Jacobs (Jacobs)	18	76	2.02	4.4	88.8
Brad Gushue (Gushue)	18	72	2.04	5.2	84.5
Oskar Eriksson (Eriksson)	12	47	2.32	5.6	83.0
Mark Dacey (Dacey)	16	65	1.56	4.4	82.8
Steve Laycock (Laycock)	36	142	1.88	4.4	82.0
Kevin Martin (Martin)	34	130	2.00	5.1	80.0
Glenn Howard (Howard)	16	61	1.98	5.2	79.5
Kevin Koe (Koe)	15	52	2.10	2.4	73.1
Jeff Stoughton (Stoughton)	18	62	2.32	3.1	72.7
Pascal Hess (Hess)	16	55	2.08	4.0	72.6
Yusuke Morozumi (Morozumi)	16	56	1.68	6.7	71.6
Travis Fanset (Fanset)	15	46	2.08	2.9	64.2
Brendan Bottcher (Bottcher)	10	29	2.16	4.7	61.5
Brock Virtue (Virtue)	18	52	2.18	3.0	61.2
Soo-Hyuk Kim (Kim)	12	32	2.20	8.1	56.0

THIRD	#Shots	Points	Difficulty	Sweeping	PCT
Kristian Lindstroem (Eriksson)	12	53	2.34	6.9	94.5
Braeden Moskoway (Virtue)	18	76	2.00	3.0	88.6
Claudio Paetz (Michel)	16	67	1.96	4.6	87.5
Stuart Thompson (Dacey)	16	66	1.86	3.5	85.9
Carter Rycroft (Koe)	16	65	1.92	3.3	84.9
Ryan Fry (Jacobs)	18	72	2.22	2.8	84.8
B.J. Neufeld (McEwen)	10	40	2.26	5.7	84.8
Kirk Muyres (Laycock)	36	146	1.94	4.4	84.7
Sebastian Kraupp (Edin)	18	73	1.58	4.8	83.5
Jon Mead (Stoughton)	18	71	2.06	4.6	82.5
Jong-Duk Park (Kim)	12	45	2.40	6.9	80.6
Wayne Middaugh (Howard)	16	61	1.90	4.4	79.5
Chad Allen (Fanset)	16	61	2.00	3.1	79.3
Brett Gallant (Gushue)	18	69	1.74	3.9	78.8
David Nedohin (Martin)	34	122	1.92	5.9	75.2
Tsuyoshi Yamaguchi (Morozumi)	16	57	1.92	5.2	73.9
Florian Meister (Hess)	16	54	1.86	3.5	70.7
Tom Appelman (Bottcher)	10	31	2.26	3.3	65.6

Cumulative Stats Leaders By Position

SECOND	#Shots	Points	Difficulty	Sweeping	PCT
Carter Rycroft (Koe)	8	37	2.30	4.2	98.2
Fredrik Lindberg (Edin)	18	86	1.54	4.1	98.1
Marc Kennedy (Martin)	34	153	1.76	6.9	93.4
Adam Casey (Gushue)	18	74	1.62	3.1	85.0
Matt Wozniak (McEwen)	10	40	2.06	5.0	84.8
E.J. Harnden (Jacobs)	18	72	2.14	2.0	84.4
Sandro Troillet (Michel)	15	61	1.74	2.4	84.3
Stephen Burgess (Dacey)	16	64	1.44	3.1	81.7
Colton Flasch (Laycock)	36	139	1.80	5.0	80.0
Brent Laing (Howard)	16	61	1.62	4.8	78.4
Mark Nichols (Stoughton)	18	66	2.20	3.0	78.0
Markus Eriksson (Eriksson)	12	44	2.26	6.7	77.8
Meico Oehninger (Hess)	16	59	1.76	5.8	76.5
Chris Schille (Virtue)	18	62	1.94	2.2	72.5
Tae-Hwan Kim (Kim)	12	40	2.54	6.9	72.1

Tetsuro Shimizu (Morozumi)	16	54	1.54	6.7	69.5
Patrick Janssen (Fanset)	16	50	1.90	5.8	64.7
Bradley Thiessen (Bottcher)	10	31	1.76	2.7	64.4
Nolan Thiessen (Koe)	8	23	2.40	4.2	63.2

LEAD	#Shots	Points	Difficulty	Sweeping	PCT
Viktor Kjall (Edin)	18	84	1.28	3.7	94.6
Simon Gempeler (Michel)	15	69	1.06	4.0	92.3
Reid Carruthers (Stoughton)	18	81	1.50	4.6	92.1
Tommy Sullivan (Dacey)	16	70	1.26	4.6	88.7
Ben Hebert (Martin)	34	146	1.62	6.8	88.5
Ryan Harnden (Jacobs)	18	78	1.28	3.7	87.6
Yoon-Ho Nam (Kim)	12	51	1.34	6.7	86.4
Dallan Muyres (Laycock)	36	151	1.42	4.4	85.6
Tim March (Fanset)	16	67	1.26	5.0	84.5
Karrick Martin (Bottcher)	10	40	1.30	1.7	81.0
Geoff Walker (Gushue)	18	71	1.50	3.1	80.3
D.J. Kidby (Virtue)	18	69	1.78	2.6	79.1
Christoffer Sundgren (Eriksson)	12	45	1.50	6.1	76.9
Craig Savill (Howard)	16	60	1.38	2.5	76.4
Stefan Meienberg (Hess)	16	58	1.44	5.6	73.6
Nolan Thiessen (Koe)	16	58	1.26	3.5	73.3
Kosuke Morozumi (Morozumi)	16	57	1.18	6.0	72.0
Denni Neufeld (McEwen)	10	35	1.30	5.3	70.6

Stats Explained

Below is important information describing the meaning of all statistics covered in this Stats Report:

HMR = Record with hammer to start game;
STL = Record without hammer to start game;
1-PT = Record in games decided by 1 point;
EE-H = Extra end record with hammer;
EE-S = Extra end record without hammer.

Game Statistics:

All game statistics are calculated based on 10 end games. For example, PF/G is calculated by taking the total points scored, multiplying by a constant (10) and dividing by the actual ends played.

PF/G = Points For per Game;
PA/G = Points Against per Game;
EF/G = Ends For per Game;
EA/G = Ends Against per Game;
BE/G = Blanks Ends per Game.

End Statistics:

PF/E = Points For per End. Total points scored divided by total ends taken. Offensive indicator.
PA/E = Points Against per End. Total points against divided by total ends against. Defensive indicator.

Efficiency Statistics:

HE = Hammer Efficiency = percentage of time taking 2 or more points with hammer. A team with a high hammer efficiency executes well with the hammer.

FE = Force Efficiency: percentage of time forcing 1 point without when the other team has the hammer. A team with a high force efficiency plays well defensively.

SE = Steal Efficiency = percentage of time stealing an end. A team with high steal efficiency is very good at stealing ends.

SAE = Steals Against Efficiency = percentage of time giving up a stolen end. A team with low steals against efficiency is very good at defending against stolen ends.

Player and Team Shooting Statistics:

Points (PTS) = Total Points Scored. X/5

Difficulty (DIF) = Average Degree of Difficulty. Degree of Difficulty is an automated micro-multiplier (between 1.000 - 1.200) based upon each shot thrown, including pre and post contact modifiers. Degree of difficulty factors into the overall Shooting Percentage.

Sweeping (SWP) = Average Sweep Factor. Average distance swept (percentage). Determines effective usage of sweepers for shots. Sweep factor is not factored into the overall Shooting Percentage.

Shooting Percentage (PCT) = Average Shooting Accuracy (percentage).

<